



CONTENTS

F.H. Brundle Gate Automation Kits

Brundle Drive.....	5
Brundle Reach.....	6
Brundle Slide	7

F.H. Brundle Gate
Automation Kits

Professional Line

Selection Guide	10
-----------------------	----

Swing Gate
Automation

Swing Gate Automation

FROG Underground Swing Gate Automation	12
FROG-AE Underground Swing Gate Automation	13
FROG-PLUS Underground Swing Gate Automation.....	14
ATS Worm Drive Swing Gate Automation	16
AXO Work Drive Swing Gate Automation.....	18
STYLO Articulated Arm Swing Gate Automation	19
FTX Articulated Arm Swing Gate Automation	20
FERNI Articulated Arm Swing Gate Automation	21

Sliding Gate
Automation

Sliding Gate Automation

BXV Sliding Gate Automation.....	23
BKV Sliding Gate Automation	24
BY3500T Sliding Gate Automation.....	26

Activation
Accessories

Activation Accessories

Remote Controls and Antennas	28
------------------------------------	----

Safety
Accessories

Safety Accessories

Photocells.....	30
RIO Wireless Accessories	31
Support Columns	32
Self-Assembly Resistive Safety Edge Kits	33

Intercom
Systems

Intercom Systems

MTM GSM Audio Intercoms.....	34
VR MTM GSM Audio Intercoms	35
Audio Wired Intercom Systems.....	36
Video Wired Intercom Systems.....	37
Premium Video Intercom Systems.....	38

Garage Door
Automation

Garage Door Automation

Standard Range Garage Door Openers	40
Premium Range Garage Door Openers	41

Automatic Doors

Automatic Swing Door Kits	42
---------------------------------	----

Automatic
Doors

Automatic Barriers

Standard Automatic Barriers.....	44
Deluxe Automatic Barriers.....	45
Premium Automatic Barriers	46

Automatic
Barriers

Cloud Connected Automation

CAME Connect.....	48
CAME Key	50
Manufacturer Accredited Training	52



BRUNDLELINE COLLECTION

PRICEBUSTING RANGE OF GATE AUTOMATION KITS



BRUNDLE DRIVE



BRUNDLE REACH



BRUNDLE SLIDE

The Brundleline Collection is an exclusive new range of gate automation systems powered by CAME, suitable for swing and sliding gates and offering a 2 year warranty as standard. The Brundleline Collection offers electric gate motors suitable for swing and sliding gates in residential and apartment blocks.



BRUNDLE DRIVE

WORM DRIVE SWING GATE AUTOMATION

F.H. Brundle Gate Automation Kits



Irreversible worm drive gear motor with encoder for swing gates with leaves up to 2.2m long. Aluminium and ABS cover, worm screw based reduction system, crown and conical torque. This gear motor is designed to power swing gates in apartment blocks and residential applications..

COMPLETE KIT

BRUNDLE DRIVE-KIT

Worm drive gate automation kit for a pair of gates.

KIT INCLUDES:

- 2 x worm drive motors
- 1 x flashing light
- 1 x pair safety beams
- 2 x remote controls
- 1 x control panel
- Full installation guide

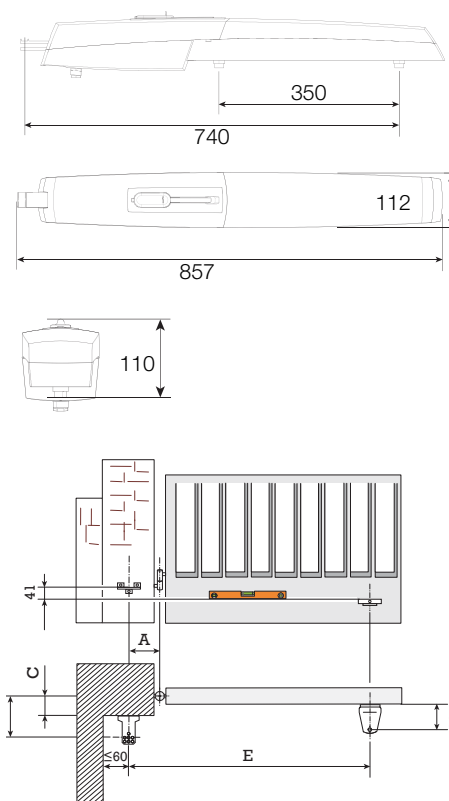
TECHNICAL FEATURES:

- Protection rating (IP): 44
- Control panel power supply (V - 50/60 Hz): 230 AC
- Power supply motor (V): 24 DC
- Max. draw (A): 5
- Max. power (W): 120
- Duty cycle (%): 50
- Opening time at 90° (s): 19
- Operating temperature: - 20 to + 55°C
- Insulation class: 3
- Reduction ratio (i): 1/36
- Thrust (N): 400 ~ 2000
- Weight (kg): 6.1*

*The weight of the motor includes the brackets.
The motor alone weighs 4.6kg.



DIMENSIONS (mm):



APPLICATION SIZE

OPENING °	(A) mm	(B) mm	(C) mm	(E) mm
90	130	110 ~ 170	0 ~ 60	740
115	150	110 ~ 160	0 ~ 50	740

LIMITS TO USE

Max. Gate Leaf Length m	Max. Gate Leaf Weight kg
1.0	250
1.7	225
2.2	200

Code	21UOPP6000
------	------------

ACCESSORIES

SAFETY BEAMS

Sold in pairs



FLASHING LIGHT



REMOTE CONTROL



Code	21DNF10
------	---------

Code	21LP24
------	--------

Code	21ATP864
------	----------

THIS EQUIPMENT
NEEDS TO BE
INSTALLED IN
ACCORDANCE
WITH EUROPEAN
MACHINERY DIRECTIVE
2006/42/EC AND WITH
ALL CURRENTLY
APPLICABLE EUROPEAN
STANDARDS.

BRUNDLE REACH

ARTICULATED ARM SWING GATE AUTOMATION



Operator complete with control board, movement control and obstruction detecting device plus mechanical endstops for swing gates with leaves up to 2m. This operator is designed to power swing gates for residential use.

COMPLETE KIT

BRUNDLE REACH-KIT

Articulated arm gate automation kit for a pair of gates up to **2.2m / 200kg**

KIT INCLUDES:

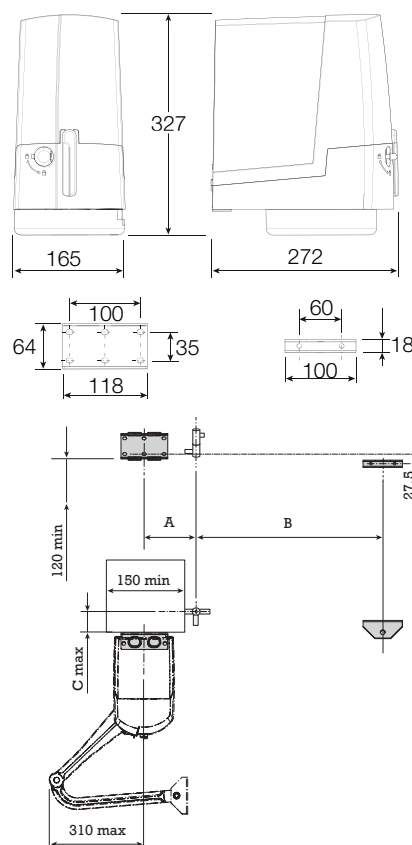
- 2 x articulated arm motors
- 1 x flashing light
- 1 x pair safety beams
- 2 x remote controls
- 1 x frequency card
- Full installation guide

TECHNICAL FEATURES:

- Protection rating (IP): 44
- Power supply (V - 50/60 Hz): 230 AC
- Power supply motor (V): 24 DC
- Max. draw (A): 4
- Max. power (W): 140
- Stand-by consumption (W): 7
- Consumption with GP1 (W): 1.15
- Duty cycle (%): 50
- Operating temperature: - 20 to + 55°C
- Insulation class: i
- Opening time at 90° (s): 19 - 25
- Reduction ratio (i): 1/1680
- Thrust (N): 150
- Weight (kg): 10.5



DIMENSIONS (mm):



APPLICATION SIZE

OPENING °	(A) mm	(B) mm	(C) - Max mm
90	140	420	150
90	160 : 180	380	150
110	200 : 220	400	50

LIMITS TO USE

Max. Gate Leaf Length m	Max. Gate Leaf Weight kg
1.0	250
1.7	225
2.2	200

Code	21UOPB1000
------	------------

ACCESSORIES

SAFETY BEAMS

Sold in pairs



FLASHING LIGHT



REMOTE CONTROL



Code	21DNF10
------	---------

Code	21LP24
------	--------

Code	21ATP864
------	----------

THIS EQUIPMENT NEEDS TO BE INSTALLED IN ACCORDANCE WITH EUROPEAN MACHINERY DIRECTIVE 2006/42/EC AND WITH ALL CURRENTLY APPLICABLE EUROPEAN STANDARDS.



BRUNDLE SLIDE

SLIDING GATE AUTOMATION

F.H. Brundle Gate Automation Kits



Operator complete with electronic movement control and obstruction detecting device, plus mechanical endstops for sliding gates of up to 400kg and 10m in length. This operator is designed to power sliding gates in residential and lightweight apartment block settings.

COMPLETE KIT

BRUNDLE SLIDE-KIT

Sliding gate automation kit for a gate up to 10m / 400kg.

KIT INCLUDES:

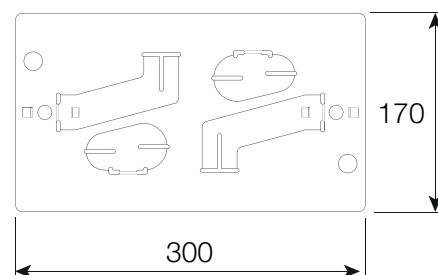
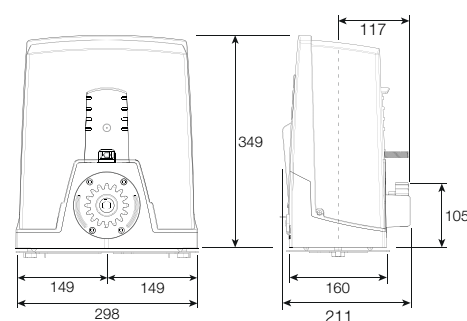
- 1 x sliding motor
- 1 x flashing light
- 1 x pair safety beams
- 2 x remote controls
- 1 x frequency card
- Full installation guide

TECHNICAL FEATURES:

- Protection rating (IP): 44
- Power supply (V - 50/60 Hz): 230 AC
- Power supply motor (V): 24 DC
- Max. draw (A): 7
- Max. power (W): 150
- Standby consumption (W): 7.4
- Consumption with Green Power (W): 1.2
- Duty cycle (%): 50
- Operating temperature: - 20 to + 55°C
- Insulation class: i



DIMENSIONS (mm):



LIMITS TO USE

Max. Gate Leaf Length m	Max. Gate Leaf Weight kg
10	400

Code	21UOPS2000
------	------------

ACCESSORIES

SAFETY BEAMS

Sold in pairs



FLASHING LIGHT



REMOTE CONTROL



THIS EQUIPMENT NEEDS TO BE INSTALLED IN ACCORDANCE WITH EUROPEAN MACHINERY DIRECTIVE 2006/42/EC AND WITH ALL CURRENTLY APPLICABLE EUROPEAN STANDARDS.

Code	21DNF10
------	---------

Code	21LP24
------	--------

Code	21ATP864
------	----------

Application	Series	Kit Codes	Max gate leaf width:				
			2m	3m	4m		
Underground (Swing)	Frog Page 12	21FROGAES24 21FROGAEP24	3.5m (11.5ft)				
		21FROGAES 21FROGAEP 21FROGS 21FROGP	3.5m (11.5ft)				Frog
	Frog Plus Page 14	21FROGPLUSS5 21FROGPLUSP5	5.5m (18ft)				
		21FROGPLUSS7 21FROGPLUSP7	7m (23ft)				
Worm Drive (Swing)	ATS Page 16	21ATS3S 21ATSP3	3m (10ft)				
		21ATSS324 21ATSP324	3m (10ft)				
		21ATSS5 21ATSP5	5m (16ft)				
		21ATSS524 21ATSP524	5m (16ft)				
	AXO Page 18	21AXOS324 21AXOP324	3m (10ft)				AXO
		21AXOS3 21AXOP3	3m (10ft)				
		21AXOS4 21AXOP4	4m (13ft)				
		21AXOS524 21AXOP524	5m (16ft)				
		21AXOS7 21AXOP7	7m (23ft)				AXO 7
Articulated Arm (Swing)	Stylo Page 19	21STYLOAS24 21STYOAP24 21STYLOSS24 21STYLOSP24	1.8m (6ft)	Stylo			
	FTX Page 20	21FTXS 21FTXP	2.0m (7ft)		FTX		
	Ferni Page 21	21FERNIES24 21FERNIEP24	4m (13ft)				
		21FERNIES 21FERNIEP	4m (13ft)				
Application	Series	Kit Codes	Max gate weight:				
			800Kg				
Sliding	BXV Page 23	21BXV400GSKIT 21BXV400GFKIT	400Kg	Mod.4			
		21BXV600GSKIT 21BXV600GFKIT	600Kg	Mod.4			
		21BXV800GSKIT	800Kg	Mod.4			
		21BXV1000GSKIT 21BXV1000GFKIT	1000Kg	Mod.4			
	BKV Page 24	21BKV1500PKIT	1500Kg	Mod.4			
		21BKV2000PKIT	2000Kg	Mod.4		BKV	
		21BKV2500PKIT	2500Kg	Mod.6			
	BY3500T Page 27	21BY3500TKIT	3500Kg	Mod.6			



	230V AC Motor		24V DC Motor
--	---------------	--	--------------

With the use of a battery backup card, they can also continue to function during a power outage.

230 - 400V AC 3-phase motors are specifically designed for heavy industrial use.



CAME's 3 year parts warranty
is the most comprehensive
on offer from any brand in the
automation industry.

SYMBOLS EXPLAINED



This operator is tested in conformity with EUROPEAN STANDARDS on impact forces.



The 230V gearmotors are designed for use in every day situations.



The 24V DC gearmotors are designed for INTENSIVE DUTY, and are powered by low voltage.



The 230 – 400V AC 3-PHASE versions are ideal for INDUSTRIAL use as they guarantee greater gearmotor starting thrust.



This WIRELESS product is battery-powered and operates with radio technology.



This product can be remotely controlled via CAME Connect cloud technology (see page 48 for full details).



This product comes with the CAME 3 year warranty.



This product is compatible with CAME Key (see page 50).



This product features brushless technology.




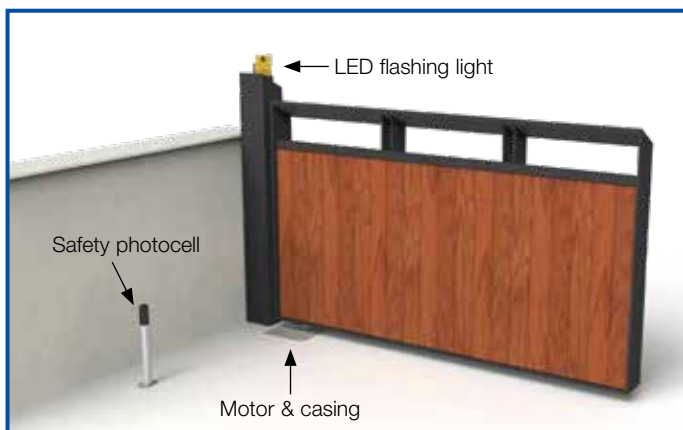
We would always advise you spec your jobs with safety edges. When you see this symbol it is imperative that one is used.



CAME sliding gate operators use either a Mod.4 or a Mod.6 rack.



This is a unit of measurement for how big the teeth are on the motor wheel. If your motor is 'Mod.4', you need a 'Mod.4' rack to attach to your gate.



FEATURES:

- Buried underground, Frog is the most popular method of automating a gateway
- Corrosion resistant & reliable in damp conditions
- The irreversible geared motor firmly locks the gates
- FROG-AE model features encoder based electronics for easier EN compliance
- Manual release mechanism in the event of a power cut
- Perfect for wooden or metal gates



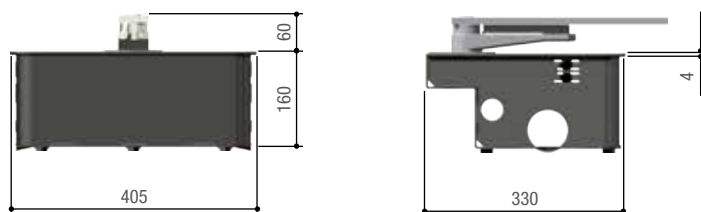
We would always advise you spec your jobs with safety edges. When you see this symbol it is imperative that at least one is used.

SUITABLE FOR THE FOLLOWING GATES:

- 2.0m gate leaves weighing up to 800kg
- 2.5m gate leaves weighing up to 600kg*
- 3.5m gate leaves weighing up to 400kg*

*We recommend provision be made for an 21LOCK81 electric latch if the leaf is wider than 2.5m, see page 13.

DIMENSIONS (mm):



INSTALLATION:



COMPLETE KITS



FROG KIT

For use with gates up to 3.5m per leaf



KIT INCLUDES:

- 1 or 2 x FROG 230V motors
- 1 or 2 x steel foundation cases
- 1 x 230V control panel
- 1 or 2 x lever key release mechanism
- 1 x radio receiver
- 1 x tuned antenna
- 2 x remote controls
- 1 x pair safety photocells
- Full installation guide

Code - Single	21FROGS
Code - Pair	21FROGP

ACCESSORIES

CONTROL BOARD FOR SWING GATES

With auxiliary output for 12V devices



Code (Full Control Panel)	21ZA3P
Code (PCB)	213199ZA3P



FROG 230V MOTOR



Code	21FROGA
------	---------



COMPLETE KITS



FROGAE KIT

For use with gates up to 3.5m per leaf



FROGAE-24 KIT

For use with gates up to 3.5m per leaf



KIT INCLUDES:

- 1 or 2 x FROG 230V motors + encoder
- 1 or 2 x steel foundation cases
- 1 x 230V control panel
- 1 or 2 x lever key release mechanism
- 1 x radio receiver
- 1 x tuned antenna
- 2 x remote controls
- 1 x pair of safety photocells
- Full installation guide

Code - Single	21FROGAES
Code - Pair	21FROGAEP



KIT INCLUDES:

- 1 or 2 x FROG 24V motors + encoder
- 1 or 2 x steel foundation cases
- 1 x 24V control panel
- 1 or 2 x lever key release mechanism
- 1 x radio receiver
- 1 x tuned antenna
- 2 x remote controls
- 1 x pair safety photocells
- Full installation guide

Code - Single	21FROGAES24
Code - Pair	21FROGAEP24

ACCESSORIES



FROG 230V MOTOR WITH ENCODER



Code	21FROGAE
------	----------



FROG 24V MOTOR



Code	21FROGA24E
------	------------

LOCK81 ELECTRIC LATCH

*Recommended for gates larger than 2.5m or situated in exposed, windy locations



Code	21LOCK81
------	----------

A4370 TRANSMISSION LEVER FOR OPENING ARCS OF UP TO 140°



Code	21A4370
------	---------

FL-180 CHAIN-DRIVEN TRANSMISSION LEVER FOR OPENING ARCS OF UP TO 180°



Code	21FL180
------	---------

FROG-PLUS

UNDERGROUND SWING GATE AUTOMATION FOR LARGE INDUSTRIAL APPLICATIONS



FEATURES:

- Robust, sturdy & powerful
- Corrosion resistant & reliable in damp conditions
- Interchangeable supporting pin
- Automate large heavy gates up to 7m per leaf
- Suitable for high rates of traffic flow
- Easily maintained

SUITABLE FOR THE FOLLOWING GATES:

- 3.5m gate leaves weighing up to 1100kg
- 5.0m gate leaves weighing up to 800kg
- 7.0m gate leaves weighing up to 550kg

Note: We recommend the use of a 21LOCK81 electric latch on the gate leaf. See page 13.

Kit Codes	3m	4m	5m	6m	7m
21FROGPLUSS5 21FROGPLUSP5					
21FROGPLUSS7 21FROGPLUSP7					



We would always advise you spec your jobs with safety edges. When you see this symbol it is imperative that at least one is used.

COMPLETE KITS

FROGPLUS-5 KIT
 For use with gates up to 5.5m per leaf

FROGPLUS-7 KIT
 For use with gates up to 7m per leaf



KIT INCLUDES:

- 1 or 2 x FROG-PM4 230V motors + encoder
- 1 x radio receiver
- 1 x tuned antenna
- 1 or 2 x steel foundation cases
- 2 x remote controls
- 1 x 230V control panel
- 1 x pair safety photocells
- 1 or 2 x lever key release mechanism
- Full installation guide

Code - Single	21FROGPLUSS5
Code - Pair	21FROGPLUSP5

KIT INCLUDES:

- 1 or 2 x FROG-PM6 230V motors + encoder
- 1 x radio receiver
- 1 x tuned antenna
- 1 or 2 x steel foundation cases
- 2 x remote controls
- 1 x 230V control panel
- 1 x pair safety photocells
- 1 or 2 x lever key release mechanism
- Full installation guide

Code - Single	21FROGPLUSS7
Code - Pair	21FROGPLUSP7



WE NOW SUPPLY FULL HEIGHT,
TRIPOD & SPEED-LANE TURNSTILES





THE MOST VERSATILE WORM DRIVE MOTOR ON THE MARKET

ATS telescopic swing gate operator with increased C-Max capabilities where mounting posts are problematic.

- Telescopic swing gate operator offering a **C-Max potential of 200mm**
- Robust aluminium cover designed for easy 'installer access' to mechanical components with simple manual release.
- Versatile and reliable, with 230V AC and 24V DC version for intensive use.
- 24V operators are supplied with a built-in encoder for perfect slowdown management and obstacle detection
- Easy setup and installation. 24V kits are fully compatible with CAME Key, allowing easy setup with any smartphone or tablet - no internet connection required
- Smooth, silent and precise movement thanks to the design of the bevel gear motor
- Ergonomically designed with an axial gearmotor to maintain efficiency in the size and shape to the operator

C-MAX UP TO 200MM

ALLOWING FOR INSTALLATION IN ANY SETTING, EVEN ON VERY DEEP POSTS

ATS is the universal solution, ideal for both residential settings and industrial installations.

It is a very versatile operator and thanks to the telescopic extension it is able to adapt perfectly to the different "depths" of the posts utilising the **increased C-Max of 200mm**.



APPLICATION DIMENSIONS (mm):

KITS	3M KITS			5M KITS		
GATE LEAF OPENING (°)	A	B	C Max.	A	B	C Max.
90	130	120	50	200	200	150
90	150	230	150	200	270	200
90	120	270	200	-	-	-
120	180	130	50	200	140	70



FEATURES:

- ATS is perfect for automating lightweight gates in residential settings
- Flexible solution for different types of installations thanks to the **C-max quote up to 200mm**
- One single motor for left/right installation

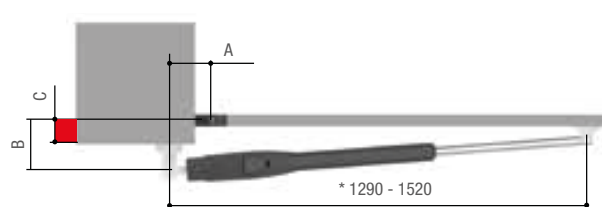
SUITABLE FOR THE FOLLOWING GATES:

- 3m gate leaves weighing up to 400kg
- 5m gate leaves weighing up to 400kg

TECHNOLOGY AND DESIGN:

ATS combines advanced performance with a refined design. Thanks to the axial transmission, the motor body does not protrude from the frame, for a slender and elegant shape. Furthermore, the bevel gear system allows smooth and silent movement.

DIMENSIONS (mm):



* Dimensions related to models 801MP-0050 · 801MP-0070

COMPLETE KITS

ATS-S3 KIT
For use with gates up to 3m

KIT INCLUDES:

- 1 or 2 x ATS 230V motors
- 1 x 230V control panel
- 1 x radio receiver
- 1 x tuned antenna
- 2 x remote controls
- 1 x pair safety photocells
- Full installation guide

Code - Single	21ATSS3
Code - Pair	21ATSP3

ATS-S5 KIT
For use with gates up to 5m

KIT INCLUDES:

- 1 or 2 x ATS 230V motors
- 1 x 230V control panel
- 1 x radio receiver
- 1 x tuned antenna
- 2 x remote controls
- 1 x pair safety photocells
- Full installation guide

Code - Single	21ATSS5
Code - Pair	21ATSP5

ATS-S324 KIT
For use with gates up to 3m

KIT INCLUDES:

- 1 or 2 x ATS 24V motors
- 1 x 24V control panel
- 1 x radio receiver
- 1 x tuned antenna
- 2 x remote controls
- 1 x pair safety photocells
- Full installation guide

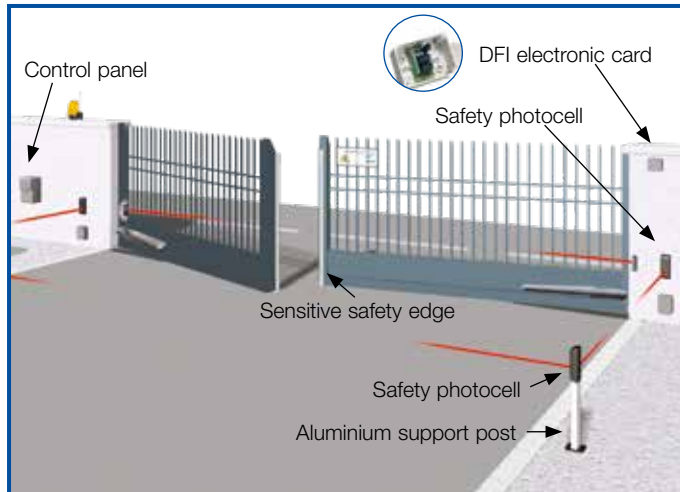
Code - Single	21ATSS324
Code - Pair	21ATSP324

ATS-S524 KIT
For use with gates up to 5m

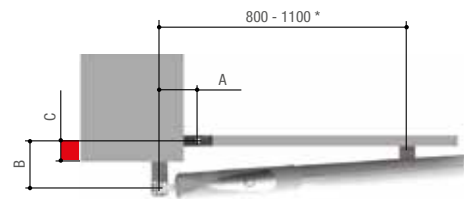
KIT INCLUDES:

- 1 or 2 x ATS 24V motors
- 1 x 24V control panel
- 1 x radio receiver
- 1 x tuned antenna
- 2 x remote controls
- 1 x pair safety photocells
- Full installation guide

Code - Single	21ATSS524
Code - Pair	21ATSP524



APPLICATION DIMENSIONS (mm):



3 and 4 metre kits			
LEAF OPENING (°)	A	B	C Max.
90	130	130	70
120	140	100	50
5 and 7 metre kits			
LEAF OPENING (°)	A	B	C Max.
90	200	220	150
120	220	220	100

COMPLETE KITS

AXO-3 KIT

230V kit for swing gates up to 3m per leaf

KIT INCLUDES:

- 1 or 2 x AXO 230V motors
- 1 x 230V control panel
- 1 x radio receiver
- 1 x tuned antenna
- 2 x remote controls
- 1 x pair safety photocells
- Full installation guide



SUITABLE FOR THE FOLLOWING GATES:

- 2.0m gate leaves weighing up to 800kg
- 2.5m gate leaves weighing up to 600kg
- 3.0m gate leaves weighing up to 500kg

Code - Single	21AXOS3
Code - Pair	21AXOP3

AXO-4 KIT

230V kit for swing gates up to 4m per leaf

SUITABLE FOR THE FOLLOWING GATES:

- 2.0m gate leaves weighing up to 800kg
- 3.0m gate leaves weighing up to 500kg
- 4.0m gate leaves weighing up to 300kg*

KIT INCLUDES:

- 1 or 2 x AXO 230V motors
- 1 x 230V control panel
- 1 x radio receiver
- 1 x tuned antenna
- 2 x remote controls
- 1 x pair safety photocells
- Full installation guide



Code - Single	21AXOS4
Code - Pair	21AXOP4

AXO-7 KIT

230V kit for swing gates up to 7m per leaf

SUITABLE FOR THE FOLLOWING GATES:

- 2.0m gate leaves weighing up to 1000kg
- 4.0m gate leaves weighing up to 500kg*
- 7.0m gate leaves weighing up to 300kg*

KIT INCLUDES:

- 1 or 2 x AXO 230V motors
- 1 x 230V control panel
- 1 x radio receiver
- 1 x tuned antenna
- 2 x remote controls
- 1 x pair safety photocells
- Full installation guide



Code - Single	21AXOS7
Code - Pair	21AXOP7

AXO-3 KIT

24V kit for swing gates up to 3m per leaf

SUITABLE FOR THE FOLLOWING GATES:

- 3.0m gate leaves weighing up to 500kg

KIT INCLUDES:

- 1 or 2 x AXO 24V motors
- 1 x 24V control panel
- 1 x radio receiver
- 1 x tuned antenna
- 2 x remote controls
- 1 x pair safety photocells
- Full installation guide



Code - Single	21AXOS324
Code - Pair	21AXOP324

AXO-5 KIT

24V kit for swing gates up to 5m per leaf

SUITABLE FOR THE FOLLOWING GATES:

- 2.0m gate leaves weighing up to 1000kg
- 3.0m gate leaves weighing up to 700kg
- 5.0m gate leaves weighing up to 400kg*

KIT INCLUDES:

- 1 or 2 x AXO 24V motors
- 1 x 24V control panel
- 1 x radio receiver
- 1 x tuned antenna
- 2 x remote controls
- 1 x pair safety photocells
- Full installation guide



Code - Single	21AXOS524
Code - Pair	21AXOP524

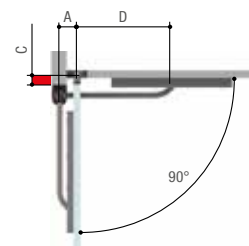
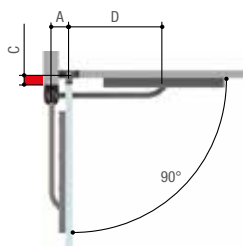
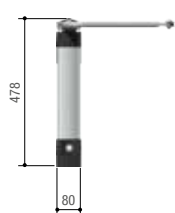
*We recommend provision be made for a 21LOCK81 electric latch if the wing is wider than 4m, see page 19. Electric lock is mandatory for AXO-7 kits.



SUITABLE FOR THE FOLLOWING GATES:

- 0.8m gate leaves weighing up to 150kg
- 1.2m gate leaves weighing up to 125kg
- 1.8m gate leaves weighing up to 100kg

APPLICATION DIMENSIONS (mm):



ARTICULATED ARM		STYLO-BS	
LEAF OPENING (°)	A	D	C Max.
90	90	450	0
90	90	450	180
90	130	450	180
120	170	450	0

STRAIGHT ARM		STYLO-BD	
LEAF OPENING (°)	A	D	C Max.
90	90	400	200
90	230	300	180
135	230	300	0

COMPLETE KITS

STYLO SINGLE KITS

For use with a wall, fence or lightweight post



KIT INCLUDES:

- 1 STYLO 24V motor + encoder
- 1 x STYLO articulated or sliding arm
- 1 x 24V control panel
- 1 x radio receiver
- 1 x tuned antenna
- 2 x remote controls
- 1 x pair safety photocells
- Full installation guide

Code - (for articulated arm)	21STYLOAS24
Code - (for sliding arm)	21STYLOSS24

STYLO PAIR KITS

For use with a wall, fence or lightweight post



KIT INCLUDES:

- 2 x STYLO 24V motors + encoder
- 2 x STYLO articulated or sliding arms
- 1 x 24V control panel
- 1 x radio receiver
- 1 x tuned antenna
- 2 x remote controls
- 1 x pair safety photocells
- Full installation guide

Code - (for articulated arm)	21STYLOAP24
Code - (for sliding arm)	21STYLOSP24

ACCESSORIES

LOCK81 ELECTRIC LATCH

*Recommended for gates larger than 2.5m or situated in exposed, windy locations



Code	21LOCK81
------	----------

LB90 EMERGENCY BACKUP CARD

For connecting 2 x 12V batteries



Code	21LB90
------	--------

STYLO-BD

Straight drive arm and track with mechanical opening limit switch



Code	21STYLOBD
------	-----------



FEATURES:

- Automate gates hung from small or medium size brick or stone pillars
- Self diagnosing of safety devices - whether wireless or not
- Dedicated plug-in for managing the RIO wireless security accessories
- Encoder based electronics for easier EN compliance
- User friendly manual release mechanism in the event of a power cut

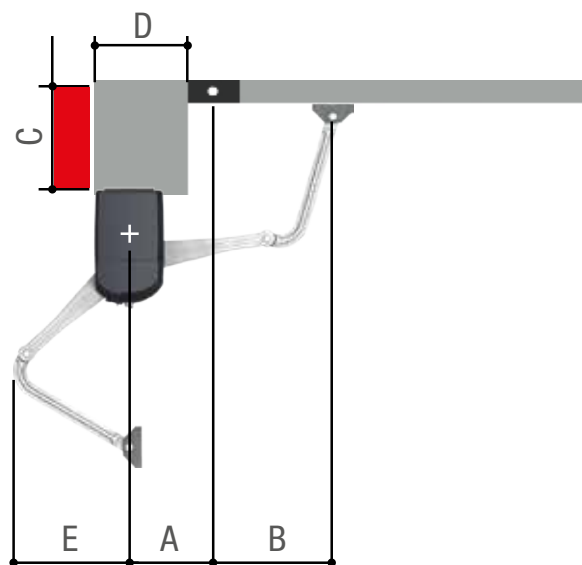
SUITABLE FOR THE FOLLOWING GATES:

- 2.0m gate leaves weighing up to 200kg

APPLICATION DIMENSIONS (mm):

GATE LEAF OPENING (°)	A	B	D	E	C Max
90	140 ~ 210	540	Min. 150	Max. 410	0 ~ 50
90	140 ~ 200	510	Min. 150	Max. 410	75 ~ 200
90	150 ~ 180	510	Min. 150	Max. 410	225 ~ 250
110	200 ~ 220	480	Min. 150	Max. 410	0 ~ 50

DIMENSIONS (mm):



COMPLETE KITS

FTX KIT
 24V kit for swing gates up to 2m per leaf



KIT INCLUDES:

- 1 or 2 x FTX 24V motors
- 1 x 24V built-in control panel
- 1 x radio receiver
- 1 x tuned antenna
- 2 x remote controls
- 1 x pair safety photocells
- Full installation guide

Code - Single	21FTXS
Code - Pair	21FTXP

ACCESSORIES

STYLO-BD

Straight drive arm and track with mechanical opening limit switch



Code	21STYLOBD
------	-----------

RLB EMERGENCY BACKUP CARD

For emergency operation and battery charging



Code	21RLB
------	-------



FEATURES:

- Automate gates hung from large brick or stone pillars
- Winding arm mechanism ensures fastest possible opening time
- Suitable for left or right mounting
- Encoder based electronics for easier EN compliance
- Manual release mechanism in the event of a power cut

SUITABLE FOR THE FOLLOWING GATES:

- 2.0m gate leaves weighing up to 800kg
- 2.5m gate leaves weighing up to 600kg
- 4.0m gate leaves weighing up to 400kg*

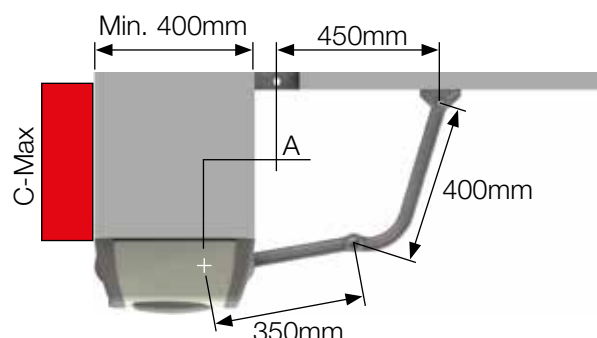
*We recommend provision be made for a 21LOCK81 electric latch, see page 19.

SIMPLIFIED INSTALLATION

The utter versatility and special characteristics of this operator make each phase of professional installations much easier, user-friendly, accurate, especially when retrofitting.

- One single four-conductor cable to manage the power supply and slow-downs.
- Memorises transmitters with different codes (up to 250 users).
- The control panel features a feature programming display.

DIMENSIONS (mm):



APPLICATION DIMENSIONS (mm):

GATE LEAF OPENING (°)	A	C Max.
90	110	300
90	150	380

COMPLETE KITS

FERNIE KIT
 For use with gates up to 4m

KIT INCLUDES:

- 1 or 2 x FERNI 230V motors + encoder
- 1 x 230V control panel
- 1 x radio receiver
- 1 x tuned antenna
- 2 x remote controls
- 1 x pair safety photocells
- Full installation guide



FERNIE-24 KIT
 For use with gates up to 4m

KIT INCLUDES:

- 1 or 2 x FERNI 24V motors + encoder
- 1 x 24V control panel
- 1 x radio receiver
- 1 x tuned antenna
- 2 x remote controls
- 1 x pair safety photocells
- Full installation guide



Code - Single	21FERNIES
Code - Pair	21FERNIEP

Code - Single	21FERNIES24
Code - Pair	21FERNIEP24

ACCESSORIES

F1001 STRAIGHT TELESCOPIC ARM

When motor is mounted above the application. Max 2m each wing.



H3000 CORD OPERATED RELEASE MECHANISM WITH PROTECTIVE CASING



Code	21F1001
------	---------

Code	21H3000
------	---------



SLIDING GATE AUTOMATION

SLIDING GATE OPTIONS FOR RESIDENTIAL AND INDUSTRIAL APPLICATIONS



BXV



BKV



BY3500T

CAME provide sliding gate operators for all sizes and weights of gate.

BXV is suitable for gates 20m in length up to 1000kg.

BKV features 36V DC power for industrial gates 20m in length up to 2500kg.

BY3500T is the industrial powerhouse operator, for gates 23m in length up to 3500kg.



FEATURES:

- 4 motors, all with encoder control
- Control board mounted at the top of the motor for ease of access following installation
- Possibility to install magnetic limit switches and heaters for the most critical climatic conditions
- Self-diagnosis of safety devices both wired and wireless
- Electronic circuit board, with separate terminal blocks and display, in order to facilitate easy installation
- Developed to connect with CAME Connect modules



CAME CONNECT allows you to remotely control all of the operators fitted to your system. Thanks to the internet, users and installers can now efficiently manage, 24/7, all of their automation and safety systems from any mobile device including smartphone, tablet or PC.



COMPLETE KITS

BXV STANDARD KITS Standard case



KIT INCLUDES:

- 1 x 24V motor with built-in control panel
- 1 x radio receiver
- 1 x tuned antenna
- 2 x remote controls
- 1 x pair safety photocells
- Full installation guide

Code (14m gate up to 400kg)	21BXV400GSKIT
Code (18m gate up to 600kg)	21BXV600GSKIT
Code (20m gate up to 800kg)	21BXV800GSKIT
Code (14m gate up to 1000kg)	21BXV1000GSKIT

BXV RAPID KITS Tall case



KIT INCLUDES:

- 1 x 24V motor with built-in control panel
- 1 x radio receiver
- 1 x tuned antenna
- 2 x remote controls
- 1 x pair safety photocells
- Full installation guide

Code (14m gate up to 400kg)	21BXV400GFKIT
Code (18m gate up to 600kg)	21BXV600GFKIT
Code (14m gate up to 1000kg)	21BXV1000GFKIT



For extra safety protection where required, why not consider the RIO wireless safety system, see page 31.
We would always advise you spec your jobs with safety edges.
When you see this symbol it is imperative that at least one is used.

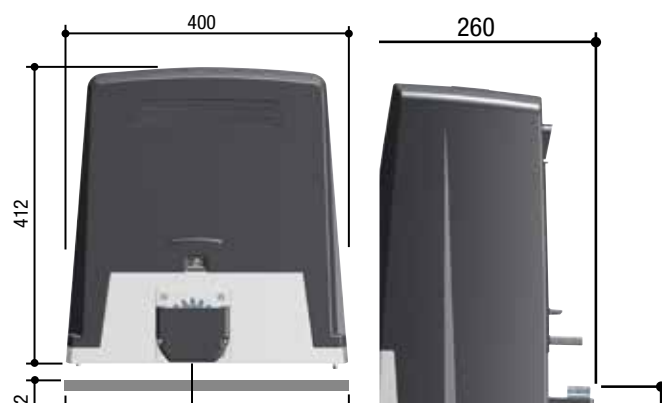




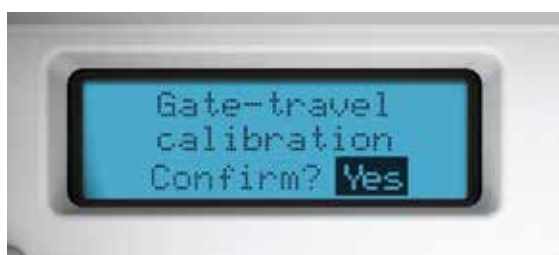
FEATURES:

- 36V DV power for sliding gates up to 20m from 800kg up to 2500kg
- New adaptive torque – constant speed control and adaptive power to meet changing conditions
- Suitable for intensive use industrial applications
- Supersized cable entry points and multiple DIN rail mountings for ease of install
- New manual release mechanism
- CAME Connect ready straight out of the box

DIMENSIONS (mm):



For extra safety protection also consider the RIO wireless safety system, see page 31.



NEW BKV ADAPTIVE TORQUE

- BKV guarantees efficiency and low maintenance costs, thanks to the continuous torque adaptation.
- The ZN8 control panel manages, instant by instant, the motor speed, acceleration and deceleration phases, alongside the absorbed current.
- The adaptive torque system constantly evaluates gate weight and friction to detect obstacles and to keep the speed at the pre-set level.

Self-Calibration

All BKV motors have a self-calibration function built into the control board, which can be set up using the new full graphical display.

Sensitivity

Once the system is calibrated, the installer sets the sensitivity by measuring the thrust of each manoeuvre during operation.

Perfect operation throughout the full year.

The continuous torque adaptation allows the motor to always be updated to possible friction variations and to perform consistently in every application, during any weather conditions.

Obstacle differentiations

The Adaptive Torque Technology guarantees higher safety in the event of genuine obstacles. The motor can automatically differentiate between genuine obstacles and nuisance minor issues (dirt or small stones on the rail).



Scan to watch the BKV video



CAME CONNECT allows you to remotely control all of the operators fitted to your system. Thanks to the internet, users and installers can now efficiently manage, 24/7, all of their automation and safety systems from any mobile device including smartphone, tablet or PC.



NEW MANUAL RELEASE SYSTEM

Safety is our number one priority, which is why BKV has been designed and developed to eliminate accidents with a NEW direct drive robust manual release system.

The key protected system allows you to isolate the power via a quick release lever which will instantly disengage the motor in the case of an emergency.



Key protected manual release system

To disengage the motor, insert the key into the lock.



The power is automatically isolated

Unlocking the release door will automatically isolate the power.



Ready for releasing

With the power safely isolated the manual release is safe to proceed.



Directly disengage the motor

Opening the door will directly disengage the motor, allowing the gate to be manually operated.



CAME KEY

BKV has been designed with a dedicated slot for the new CAME KEY making installation and configuration easier and faster than ever before.

CAME KEY is a local WiFi interface that can communicate directly with your smartphone or tablet, allowing you to manage the configuration of your BKV with no need for an internet connection.

COMPLETE KITS



BKV KIT

36V kit for sliding gates up to 20m



1500kg
2000kg



KIT INCLUDES:


- 1 x BKV 36V DC motor
- 1 x plug-in radio-frequency control card
- 2 x remote controls
- 1 x tuned antenna
- 1 x pair safety photocells
- Full installation guide

Code - 1500kg	21BKV1500PKIT
Code - 2000kg	21BKV2000PKIT
Code - 2500kg	21BKV2500PKIT

ACCESSORIES

MOD.4 TOOTHED GATE RACK

1 metre length



Code

21CGZ

MOD.6 TOOTHED GATE RACK

1 metre length



Code

21CGZ6

CAME KEY

Point to point local WiFi gateway



Code

21806SA0110

BY3500T

SLIDING GATE AUTOMATION



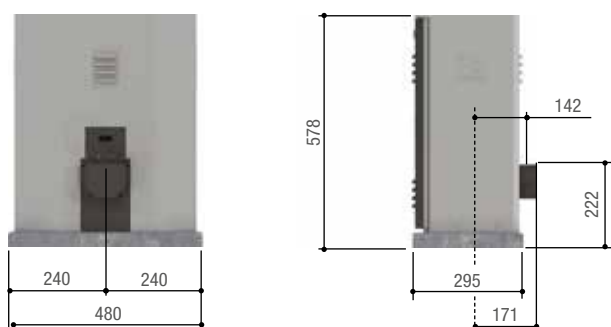
FEATURES:

- 230 - 400V AC 3-phase motor for powerful surge rates required to get heavy gates moving
- Suitable for intensive use industrial applications
- Sturdy mechanics & exceptional reliability
- Features self-diagnosing safety devices & adjustable mechanical end-stops
- Can also control auxiliary entrance lighting



We would always advise you spec your jobs with safety edges. When you see this symbol it is imperative that at least one is used. Exact requirement will be determined by your risk assessment.

DIMENSIONS (mm):



For extra safety protection also consider the DXR safety system, see page 30.



COMPLETE KIT



BY3500T KIT

To suit sliding gates up to 23m in length and weighing up to 3500kg



KIT INCLUDES:

- 1 x BY-3500T 3-phase motor with built-in control panel
- 1 x radio receiver
- 1 x tuned antenna
- 2 x remote controls
- 1 x pair safety photocells
- Full installation guide

Code

21BY3500TKIT

ACCESSORIES

MOD.6 TOOTHED GATE RACK

1 metre length



Code

21CGZ6





FREE* DELIVERY
on orders over £150!



Wrought Iron Components



Perforated Metal



Expanded Metal



Welded Wire Mesh



Woven Wire Mesh



Gate Hardware



Gate Automation



Flooring & Stair Treads



Cantilever Gate Components



Steel Section



Sliding Door Gear



Handrailing & Components



Fixings & Tools



Tube Clamps



Crash Barrier



Gates & Railings



Fencing & Security



Working at Height

*Within our standard area and elsewhere at cost.

ACTIVATION ACCESSORIES



REMOTE CONTROLS AND ANTENNAS

REMOTE CONTROLS

TOP

Rolling code transmitter, over 4 million combinations



Code - 2 Channel	21806TS0112
Code - 4 Channel	21806TS0122
Code - 4 Channel Pack of 6	218K06TS001

TOP

Fixed code, multi-user transmitter



Code - 2 Channel	21806TS0092
Code - 4 Channel	21806TS0102
Code - 4 Channel Pack of 6	218K06TS002

TOP

Fixed code transmitter



Code - 2 Channel	21TOP432EE
Code - 4 Channel	21TOP434EE

TWIN-2/4

Transmitter with key code function



Code - 2 Channel	21TWIN2
Code - 4 Channel	21TWIN4

PLUG-IN RADIO CARD

433.92 Mhz



Code	21AF43S
------	---------

3V DC BATTERIES

Pack of 2



Code	21P3V
------	-------

MISCELLANEOUS

TOP-A433N

Antenna



Code	21TA433N
------	----------

DVK

Cable protection sleeve



Code	05DVK
------	-------

SMA

Induction loop control board



Code - Single Loop - 1 Channel	21SMA
Code - Two Loops - 2 Channel	21SMA2

INDCABLE

Induction loop cable protection for hinged gates (50m lengths)



Code	21INDCABLE
------	------------



ACTIVATION ACCESSORIES

KEYPADS AND ACCESSORIES

DOCP-VRF

Flush mounted vandal resistant push button



DOCP-VRS

Surface mounted vandal resistant push button



DOCP-VRFI

Illuminated flush mounted vandal resistant push button



DOCP-VRSI

Illuminated surface mounted vandal resistant push button



Code 21DOCPVRF

Code 21DOCPVRS

Code 21DOCPVRFI

Code 21DOCPVRSI

SELT

Surface mounted digital keypad including control card



Code - Surface Mounted

21SELTS

SELT

Flush mounted digital keypad including control card



Code - Flush Mounted

21SELTF

SELR1

Surface mounted bluetooth digital switch*



Code - 15 users

21806SL0210

Code - 50 users

21806SL0240

Code - 250 users

21806SL0250

*Smartphone not included - shown for illustrative purposes only.

SEL KEY

Keyswitch



Code - Surface Mounted

21806SL0050

Code - Flush Mounted

21806SL0060

LOCK 81/82

Electric latch with cylinders



Code - 1 Cylinder

21LOCK81

Code - 2 Cylinders

21LOCK82

CONTROL CARD

For use with all keypads



Code

21806SL0230

EM10010EM

Surface mounted magnetic lock



Code

21EM10010EM

EM500ZLW & EM100SEM

Brackets for magnetic lock



Code-L&ZBracket

21EM500ZLW

Code - L Bracket

21EM100SEM

SAFETY ACCESSORIES



PHOTOCELLS AND SAFETY DEVICES

DELTA SAFETY PHOTOCELLS

DELTA SAFETY INFRARED PHOTOCELLS

With a 20m range



Code - Flush mount with casing	21DELTAI
Code - Surface mount	21DELTAE

DELTA SYNCHRONISED INFRARED PHOTOCELLS

With a 20m range



Code - Flush mount with casing	21DELTASI
Code - Surface mount	21DELTASE

STEEL SUPPORT BRACKET

For DELTA photocells & SET E control panels



Code	21DOCR
------	--------

DIR SAFETY PHOTOCELLS

SURFACE MOUNTING MODULE

Synchronised infrared beam



Code - 10m	21DIR10
Code - 20m	21DIR20
Code - 30m	21DIR30

DXR SAFETY PHOTOCELLS

DXR SYNCHRONISED, ROTATING PHOTOCELLS

12-12V AC/DC



Code	21806TF0030
------	-------------

DXR SYNCHRONISED, ROTATING PHOTOCELLS

Aluminium anti-vandal alloy covers



Code	21806TF0040
------	-------------

DXR SYNCHRONISED, ROTATING PHOTOCELLS

12-24V AC/DC / 3V battery (included)



- Master DXR is wired
- Slave DXR is battery operated

Code	21806TF0060
------	-------------

Why not take a look at our Master Catalogue to see our full range of wrought iron components and other products?



Wrought Iron Components



Perforated Metal



Expanded Metal



Welded Wire Mesh



Woven Wire Mesh



Gate Hardware



Gate Automation



Flooring & Stair Treads



Cantilever Gate Components



Steel Section



Sliding Door Gear



Handrailing & Components



Fixings & Tools



Tube Clamps



Crash Barrier




Gates & Railings



Fencing & Security



Working at Height



FEATURES:

- Quicker fitting times compared to traditional installations
- No digging or masonry work required
- No cables to lay
- Elegant, low-key design
- Compatible with any control panel
- Total safety in compliance with European standards
- Immediately brings your systems up to code, even if they are non compliant
- Reduced consumption
- Malfunction and low-battery alerts

RIO WIRELESS SAFETY ACCESSORIES

RIO CONTROL

Radio control device, with a 30m range

- Manages up to 3 RIO series accessories



1

Code 21806SS0050

RADIO CONTROL PLUG-IN MODULE

For managing wireless accessories

- Plugs directly into the motor



2

Code 21806SS0040

RIO LUX

Wireless battery powered flashing light



3

Code 21806SS0030

RIO PHOTOCELL

Pair of wireless battery powered photocells

- Transmits and receives to and from RIO control



4

Code 21806SS0010

RIO EDGE

Wireless module

- Controls a resistive safety edge



5

Code 21806SS0020

COMPLETE KITS

RIOEDGECTL1 KIT

External control system



KIT INCLUDES:

- 1 x External radio-control module for managing wireless accessories
- 1 x Wireless module for controlling resistive sensitive safety-edges

Code

21RIOEDGECTL1

RIOEDGECTL2 KIT

External control system



KIT INCLUDES:

- 1 x External radio-control module for managing wireless accessories
- 2 x Wireless module for controlling resistive sensitive safety-edges

Code

21RIOEDGECTL2

SUPPORT COLUMNS



FOR PHOTOCELLS, KEYSWITCHES AND DIGITAL KEYPADS

0.5M COLUMN

For DIR photocells



Code - Black Enamel	21DIRLN
Code - Silver PVC (RAL9006)	21DIRCG

0.5M EXTENSION

For adding extra DIR photocells



Code - Silver PVC (RAL9006)	21DIRCGP
-----------------------------	----------

0.5M COLUMN

For DELTA I & SI photocells



Code - Black Enamel	21DOCLN
Code - Aluminium	21DOCL

1.0M COLUMN

For mounting keyswitch series or SEL digital keypads



Code - Aluminium	21CSS
Code - Black Enamel	21CSSN

0.5M COLUMN

For RIO photocells



Code - Black Enamel	21DBLN
Code - PVC (RAL9006)	21DBCG

SAFETY EDGE CONTROLLERS

ENTRY LEVEL BASIC

Basic safety edge monitoring relay



Code	21ELBA
------	--------

ESGATE 2

Premium Cat 2 controller



Code	21ESG2/24
------	-----------

ESGATE 3

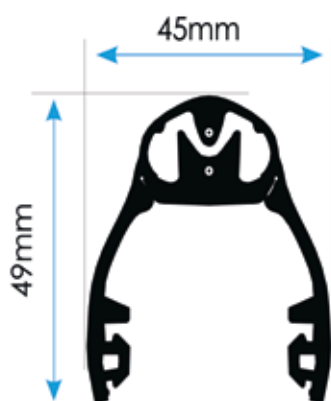
Premium Cat 3 controller



Code	21ESG3/24
------	-----------

EXP-49

49mm profile safety edge kits



KIT INCLUDES:

- Contact profile
- Aluminium mounting rail
- End caps
- Connection cables
- 1 x 8K2 Ohm resistor
- 2 x 5m cables



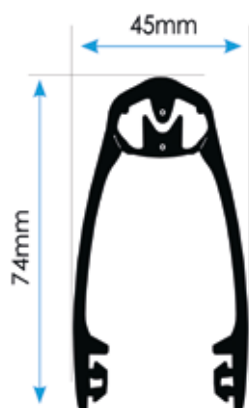
Cut down on-site to the exact size you need.



Code - for up to 1.5m	21EXP4915
Code - for up to 2.0m	21EXP4920
Code - for up to 2.5m	21EXP4925

EXP-74

74mm profile safety edge kits



KIT INCLUDES:

- Contact profile
- Aluminium mounting rail
- End caps
- Connection cables
- 1 x 8K2 Ohm resistor
- 2 x 5m cables



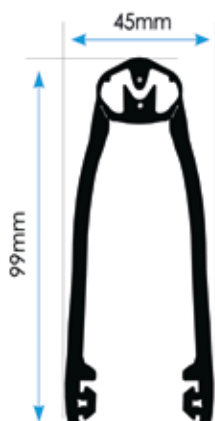
Cut down on-site to the exact size you need.



Code - for up to 1.5m	21EXP7415
Code - for up to 2.0m	21EXP7420
Code - for up to 2.5m	21EXP7425

EXP-99

99mm profile safety edge kits



KIT INCLUDES:

- Contact profile
- Aluminium mounting rail
- End caps
- Connection cables
- 1 x 8K2 Ohm resistor
- 2 x 5m cables



Cut down on-site to the exact size you need.



Code - for up to 1.5m	21EXP9915
Code - for up to 2.0m	21EXP9920
Code - for up to 2.5m	21EXP9925

GSM INTERCOM SYSTEMS

MTM GSM AUDIO INTERCOMS



The new MTM GSM range from BPT is a telephone based door entry solution. Using GSM mobile or landline technology, this system is designed for applications where a hard wired door entry system cannot be installed. The MTM GSM entry panel range is simple, yet versatile and suitable for all, from small residential systems to large developments. Bespoke units with endless combinations can also be produced to suit every requirement.

MTM GSM KITS INCLUDE:

- 1 x modular entry panel
- 1 x PSU
- 1 x control unit
- 1 x antenna

COMPLETE KIT

1 GATEWAY TO 1 HOUSE INTERCOM KIT



Code - Surface Mount	21MTMSGSM1
Code - Flush Mount	21MTMFGSM1

1 GATEWAY TO 2 HOUSES INTERCOM KIT



Code - Surface Mount	21MTMSGSM2D
Code - Flush Mount	21MTMFGSM2D

1 GATEWAY TO 1 HOUSE INTERCOM KIT

With combined keypad



Code - Surface Mount	21MTMSKGSMS1
Code - Flush Mount	21MTMFKGSMS1

1 GATEWAY TO 2 HOUSES INTERCOM KIT

With combined keypad



Code - Surface Mount	21MTMSKGSMS2D
Code - Flush Mount	21MTMFKGSMS2D



VR GSM INTERCOM SYSTEMS

VANDAL RESISTANT MTM GSM AUDIO INTERCOMS



The new MTM GSM vandal resistant range from BPT has all the functions of the standard version. The profile and front facias are made entirely of Zamak composite and include crush resistant buttons and security screws. Offering the best in durability the MTM GSM VR range can resist up to IK09 level shocks and has an IP54 protection rating.

MTM VR GSM KITS INCLUDE:

- 1 x modular entry panel
- 1 x PSU
- 1 x control unit
- 1 x antenna

COMPLETE KIT

1 GATEWAY TO 1 HOUSE INTERCOM KIT



1 GATEWAY TO 2 HOUSES INTERCOM KIT



Intercom
Systems

Code - Surface Mount

21MTMSVRGSM1

Code - Flush Mount

21MTMFVRGSM1

Code - Surface Mount

21MTMSVRGSM2D

Code - Flush Mount

21MTMFVRGSM2D

1 GATEWAY TO 1 HOUSE INTERCOM KIT

With combined keypad



1 GATEWAY TO 2 HOUSES INTERCOM KIT

With combined keypad



Code - Surface Mount

21MTMSVRKGSM1

Code - Flush Mount

21MTMFVRKGSM1

Code - Surface Mount

21MTMSVRKGSM2D

Code - Flush Mount

21MTMFVRKGSM2D

INTERCOM SYSTEMS

VIDEX GSM & VIDEO AUDIO INTERCOMS



GSM intercoms utilise sim-card technology to speak to visitors before opening the gates.

VIDEX GSM AUDIO INTERCOMS

1 GATEWAY TO HOUSE INTERCOM KIT



Type	Code
To 1 house	21VI4GSM121
To 2 houses	21VI4GSM122

1 GATEWAY TO HOUSE INTERCOM KIT With combined keypad



Type	Code
To 1 house	21VI4GSM121K
To 2 houses	21VI4GSM122K

VANDAL RESISTANT GSM PLUS+ INTERCOMS

1 GATEWAY TO 1 HOUSE INTERCOM KIT

Including vandal resistant GSM Plus+ panel



Panel Colour	Code
Grey	21VRGSM1
Black	21BLGSM1

H 175mm x W 100mm x D 40mm

1 GATEWAY TO 1 HOUSE INTERCOM KIT

Including vandal resistant GSM Plus+ panel with keypad



Panel Colour	Code
Grey	21VRKGSM1
Black	21BLKGSM1

H 225mm x W 100mm x D 45mm

VIDEX AUDIO INTERCOMS

1 GATEWAY TO HOUSE INTERCOM KIT



Type	Code
To 1 house	21VI4AUD121
To 2 houses	21VI4AUD122

Supplied with phone code
21VI3102A/G

1 GATEWAY TO HOUSE INTERCOM KIT With combined keypad



Type	Code
To 1 house	21VI4AUD121K
To 2 houses	21VI4AUD122K

Supplied with phone code
21VI3102A/G

VIDEX VIDEO INTERCOMS

1 GATEWAY TO HOUSE INTERCOM KIT



Type	Code
To 1 house	21VI4VID121C
To 2 houses	21VI4VID122C

1 GATEWAY TO 1 HOUSE INTERCOM KIT

With combined keyboard



Type	Code
To 1 house	21VI4VID121KC
To 2 houses	21VI4VID122KC

ADDITIONAL PHONE For Vindex Intercoms



Code
21VI3102A/G





COMPLETE KITS

MTM TO AGATA STANDARD

Audio entry panel to Agata audio handset



KIT INCLUDES:

- Audio lite module for X1 System
- Front piece for audio lite module with one button
- Frame with one-module profile
- Surface frame with rain shield (surface mount kit only)
- Flush mount box (flush mount kit only)
- Audio entry power supply and control module
- Agata standard handset receiver

Code - Surface Mount	21MTMSAG1
Code - Flush Mount	21MTMFAQ1

MTM TO AGATA STANDARD

Audio entry panel with keypad to Agata audio handset



KIT INCLUDES:

- Audio lite module for X1 System
- Front piece for audio lite module with one button
- Keypad module for access control
- Front piece for access control keypad module
- Frame with two-module profile
- Surface frame with rain shield (surface mount kit only)
- Flush mount box (flush mount kit only)
- Audio entry power supply and control module

Code - Surface Mount	21MTMSKAG1
Code - Flush Mount	21MTMFKAG1

MTM TO AGATA VANDAL RESISTANT

Audio entry panel to Agata audio handset



KIT INCLUDES:

- Audio lite module for X1 System
- Front piece for audio lite module with one VR button
- Frame with one-module profile
- Surface frame with rain shield (surface mount kit only)
- Flush mount box (flush mount kit only)
- Audio entry power supply and control module
- Agata standard handset receiver

Code - Surface Mount	21MTMSVRAG1
Code - Flush Mount	21MTMFVRAG1

MTM TO AGATA VANDAL RESISTANT

Audio entry panel with keypad to Agata audio handset



KIT INCLUDES:

- Audio lite module for X1 System
- Front piece for audio lite module with one VR button
- Keypad module for access control
- Front piece for access control keypad module
- Frame with two-module profile
- Surface frame with rain shield (surface mount kit only)
- Flush mount box (flush mount kit only)
- Audio entry power supply and control module
- Agata standard handset receiver

Code - Surface Mount	21MTMSVRKAG1
Code - Flush Mount	MTMFVRKAG1

ACCESSORIES

AGATA C200

Additional audio intercom handset



Handset intercom, 1 programmable AUX key - white. Surface mounted entry phone featuring 2 main keys that enable door opening and 1 programmable auxiliary command.

Code	21AGATAC200UK
------	---------------

AGATA VC

Additional video intercom handset



Handset video intercom, 3.5" LCD display, 2 programmable AUX keys - white. Surface mounted monitor with 3.5" colour LCD display. The adjust/exclude ringtone, colour saturation and brightness adjustment keys and the 2 auxiliary keys are on the left.


Code	21AGATAVC
------	-----------

VIDEO HARD-WIRED INTERCOMS



AUDIO & VIDEO INTERCOMS

DIMENSIONS (mm):



MTM has an extremely wide range of modular configurations in its range. It is equipped with modules that work on 5 different systems that allow many functions to be performed. The simplicity of the design makes the outdoor unit attractive on all surfaces and functional at the same time in everyday use. The satin aluminium finishes guarantee brightness and durability,

The MTM VR range is the durability and strength of the materials. It uses the same electronic modules and easy to fit functionality as the standard MTM, however, it uses an IK09 rated vandal resistant Zamak composite with crush proof buttons and anti-tamper screws.

The MTM kits shown here are configured for 1 or 2 modules. Please contact us for bespoke configurations of up to 4 modules.

COMPLETE KITS

MTM TO AGATA STANDARD

Video entry panel to Agata video handset



KIT INCLUDES:

- Audio-video module for X1 System
- Front piece for audio-video module with one button
- Frame with one-module profile
- Surface frame with rain shield (surface mount kit only)
- Flush mount box (flush mount kit only)
- X1 control module and power supply
- Video receiver with handset 3.5" colour LCD display
- Door relay 8 to 24V AC or DC

Code - Surface Mount	21MTMSAGCV1
Code - Flush Mount	21MTMFAGCV1

MTM TO AGATA STANDARD

Video entry panel with keypad to Agata video handset



KIT INCLUDES:

- Audio-video module for X1 System
- Front piece for audio-video module with one button
- Keypad module for access control
- Front piece for access control keypad module
- Frame with two-module profile
- Surface frame with rain shield (surface mount kit only)
- Flush mount box (flush mount kit only)
- X1 control module and power supply
- Video receiver with handset 3.5" colour LCD display
- Door relay 8 to 24V AC or DC

Code - Surface Mount	21MTMSKAGCV1
Code - Flush Mount	21MTMFKAGCV1

MTM TO AGATA VANDAL RESISTANT

Video entry panel to Agata video handset



KIT INCLUDES:

- Audio-video module for X1 System
- Front piece for audio-video module with one VR button
- Frame with one-module profile
- Surface frame with rain shield (surface mount kit only)
- Flush mount box (flush mount kit only)
- X1 control module and power supply
- Video receiver with handset 3.5" colour LCD display
- Door relay 8 to 24V AC or DC



Code - Surface Mount	21MTMSVRAGCV1
Code - Flush Mount	21MTMFVRAGCV1



KIT INCLUDES:

- Audio-video module for X1 System
- Front piece for audio-video module with one VR button
- Keypad module for access control
- Front piece for access control keypad module
- Frame with two-module profile
- Surface frame with rain shield (surface mount kit only)
- Flush mount box (flush mount kit only)
- X1 control module and power supply
- Video receiver with handset 3.5" colour LCD display
- Door relay 8 to 24V AC or DC



Code - Surface Mount	21MTMSVRKAGCV1
Code - Flush Mount	21MTMFVRKAGCV1

KITS AVAILABLE IN TWO BUTTON / TWO SCREEN VERSIONS - PLEASE ASK FOR DETAILS



PREMIUM VIDEO INTERCOM SYSTEMS

1 BUTTON VIDEO KITS WITH WITH WIFI VIDEO CALLING



COMPLETE VIDEO ENTRY KITS WITH WIFI SMARTPHONE CALLING

MTM TO XTS STANDARD

Video entry panel to XTS monitor



Hard wired connection

KIT INCLUDES:

- 1 x Audio-video module for X1 System
- 1 x Front piece for video module with one button
- 1 x Frame with one-module profile
- 2 x Power supply
- 1 x black or white hands-free video monitor 7" touch screen display
- Surface frame with rain shield (surface mount kit only)
- Flush mount box (flush mount kit only)
- Full installation guide

Code - Surface Mount - Black Monitor	21MTMS7XB1
Code - Flush Mount - Black Monitor	21MTMF7XB1
Code - Surface Mount - White Monitor	21MTMS7XW1
Code - Flush Mount - White Monitor	21MTMF7XW1

MTM TO XTS STANDARD

Video entry panel with keypad to XTS monitor



Hard wired connection

KIT INCLUDES:

- 1 x Audio-video module for X1 System
- 1 x Front piece for video module with one button
- Keypad module for access control
- Front piece for access-control keypad module
- 1 x Frame with one-module profile
- 2 x Power supply
- Surface frame with rain shield (surface mount kit only)
- Flush mount box (flush mount kit only)
- 1 x black or white hands-free video monitor 7" touch screen display
- Full installation guide

Code - Surface Mount - Black Monitor	21MTMSK7XB1
Code - Flush Mount - Black Monitor	21MTMFK7XB1
Code - Surface Mount - White Monitor	21MTMSK7XW1
Code - Flush Mount - White Monitor	21MTMFK7XW1

KITS AVAILABLE IN TWO BUTTON / TWO MONITOR VERSIONS - PLEASE ASK FOR DETAILS

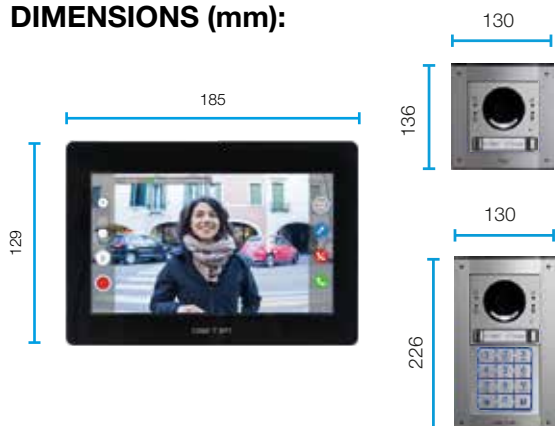
*Smartphone not included - shown for illustrative purposes only.

PREMIUM VIDEO INTERCOM SYSTEMS



1 BUTTON VIDEO KITS WITH WITH WIFI VIDEO CALLING

DIMENSIONS (mm):



- Half-duplex audio speakerphone
- 7" TFT full touch screen with optical bonding anti-glare technology for enhanced readability in brightly lit settings
- On-board WiFi for remotely controlling calls
- Up to 4 connectable mobile devices per system
- Configurable quick controls (default main entrance door-opener)
- List of AUX commands for activating auxiliary functions
- 'Panic' function for emergency calls to the porter (if present on the system)
- Silent mode - exclude ringtone (the alert LED lights up when silenced)
- Self-inserting video of entry panels with cyclic selection
- Unlimited intercom calls to other receivers and mobile devices
- Contacts list and favourites list
- Video answering service
- On-board web server for configuring and managing via the browser

COMPLETE VANDAL RESISTANT VIDEO ENTRY KITS WITH WIFI SMARTPHONE CALLING

VANDAL RESISTANT MTM TO XTS

VR Video entry panel to XTS monitor



VANDAL RESISTANT MTM TO XTS

VR Video entry panel with keypad to XTS monitor



KIT INCLUDES:

- 1 x Audio-video module for X1 System
- 1 x Front piece for video module with one VR button
- 1 x Frame with one-module profile
- 2 x Power supply
- 1 x black or white hands-free video monitor 7" touch screen display
- Surface frame with rain shield (surface mount kit only)
- Flush mount box (flush mount kit only)
- Full installation guide

KIT INCLUDES:

- 1 x Audio-video module for X1 System
- 1 x Front piece for video module with one VR button
- Keypad module for access control
- Front piece for access-control keypad module
- 1 x Frame with one-module profile
- 2 x Power supply
- Surface frame with rain shield (surface mount kit only)
- Flush mount box (flush mount kit only)
- 1 x black or white hands-free video monitor 7" touch screen display
- Full installation guide

Code - Surface Mount - Black Monitor	21MTMSVR7XB1
Code - Flush Mount - Black Monitor	21MTMFVR7XB1
Code - Surface Mount - White Monitor	21MTMSVR7XW1
Code - Flush Mount - White Monitor	21MTMFVR7XW1

Code - Surface Mount - Black Monitor	21MTMSVRK7XB1
Code - Flush Mount - Black Monitor	21MTMFVRK7XB1
Code - Surface Mount - White Monitor	21MTMSVRK7XW1
Code - Flush Mount - White Monitor	21MTMFVRK7XW1

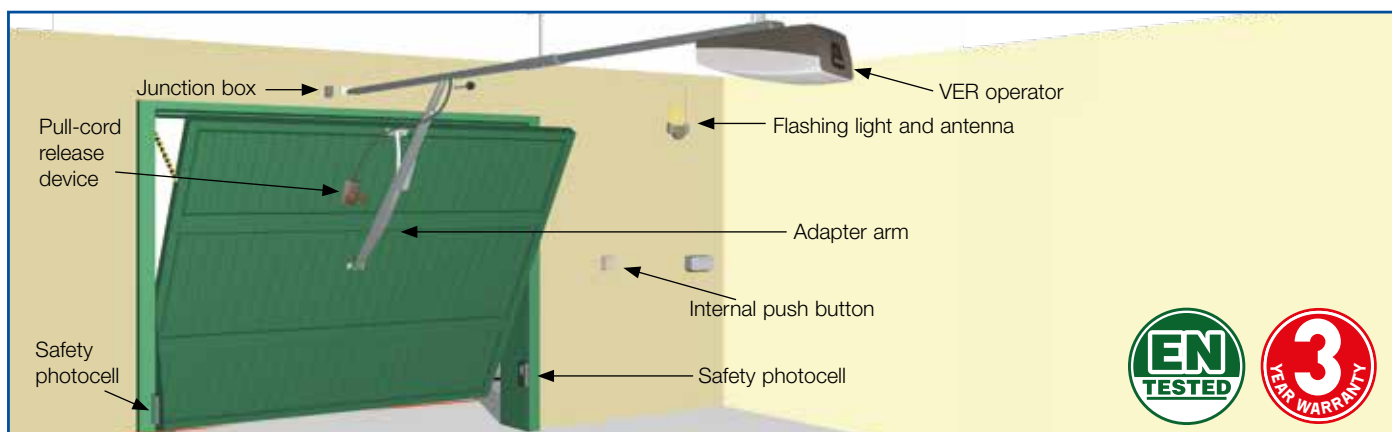
KITS AVAILABLE IN TWO BUTTON / TWO MONITOR VERSIONS - PLEASE ASK FOR DETAILS

*Smartphone not included - shown for illustrative purposes only.



STANDARD RANGE GARAGE DOOR OPENER

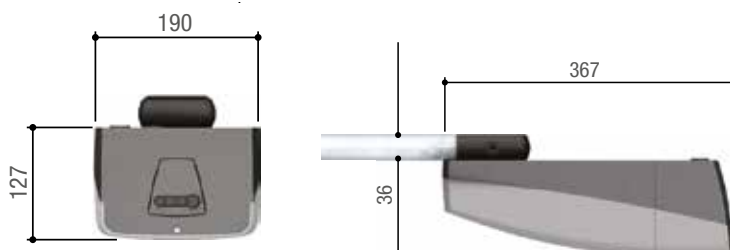
VER6 (600N) AND VER8 (800N) GARAGE DOOR OPERATORS WITH CHAIN OR BELT GUIDE



FEATURES:

- Automate new or existing residential garage doors
- Traction force 600N or 800N
- Safe & reliable
- 24V DC system
- Quiet, smooth operation with force limited deceleration
- Integral courtesy light
- Manual release mechanism in the event of a power cut

DIMENSIONS (mm):



COMPLETE KITS

**VER6C-KIT**
600N garage door operator with chain guide
for door up to 9m²

**KIT INCLUDES:**

- 1 x Automated operator with control panel and encoder
- 3 Piece chain guide
- 1 x Radio remote control
- Full installation guide



Code	21VER6CKIT
------	------------

**VER8C-KIT**
800N garage door operator with chain guide
for door up to 12m²

**KIT INCLUDES:**

- 1 x Automated operator with control panel and encoder
- 3 Piece chain guide
- 1 x Radio remote control
- Full installation guide



Code	21VER8CKIT
------	------------

**VER6B-KIT**
600N garage door operator with belt guide
for door up to 9m²

**KIT INCLUDES:**

- 1 x Automated operator with control panel and encoder
- 3 Piece belt guide
- 1 x Radio remote control
- Full installation guide



Code	21VER6BKIT
------	------------

**VER8B-KIT**
800N garage door operator with belt guide
for door up to 12m²

**KIT INCLUDES:**

- 1 x Automated operator with control panel and encoder
- 2 Piece belt guide
- 1 x Radio remote control
- Full installation guide



Code	21VER8BKIT
------	------------

ACCESSORIES

PULL-CORD RELEASE & RESET DEVICE

To fit on door handle. L=3m



Code	21V121
------	--------

DRIVE ARM FOR SECTIONAL DOORS

For doors with distance between upper edge of door and shaft spring assembly between 300mm and 600mm



Code	21V122
------	--------

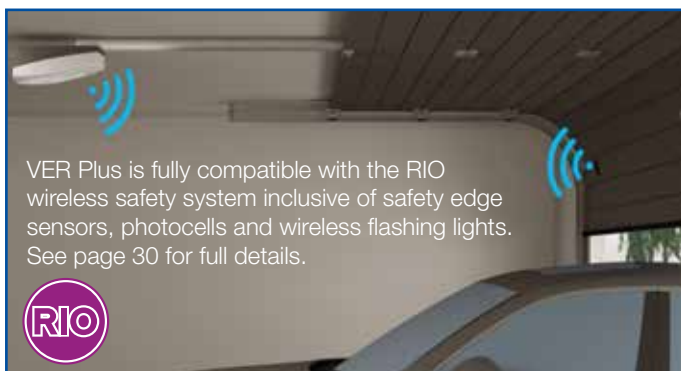
PREMIUM RANGE GARAGE DOOR OPENER

VER10 (1000N) AND VER13 (1300N) GARAGE DOOR OPERATORS WITH PREMIUM BELT GUIDE



FEATURES:

- Premium belt guide automation for larger garage doors
- Traction force 1000N or 1300N
- Automate new or existing residential garage doors
- Safe & reliable
- 24V DC system
- Integral courtesy light
- Manual release mechanism in the event of a power cut
- Fully CAME Connect compatible



VER Plus is fully compatible with the RIO wireless safety system inclusive of safety edge sensors, photocells and wireless flashing lights. See page 30 for full details.



CAMECONNECT
CLOUD CONNECTED TECHNOLOGY

With full CAME Connect compatibility, the operator can be controlled directly through the dedicated Automation App. Fast, controlled operation, VER Plus is the absolute best premium solution for larger residential and commercial garage doors. See page 48 for full details.



COMPLETE KITS

VER10B-KIT
 1000N garage door operator with belt guide for door up to 18m²



KIT INCLUDES:

- 1 x Automated operator with control panel and encoder
- 2 Piece belt guide
- 1 x Radio remote control
- Full installation guide

SILENT BELT GUIDE

Code

21VER10BKIT

VER13B-KIT
 1300N garage door operator with belt guide for door up to 21m²



KIT INCLUDES:

- 1 x Automated operator with control panel and encoder
- 2 Piece belt guide
- 1 x Radio remote control
- Full installation guide

SILENT BELT GUIDE

Code

21VER13BKIT

ACCESSORIES

CAME KEY

Point to point local WiFi gateway



Code

21806SA0110

V201 ADAPTER ARM

For counterweighted overhead garage doors



Code

21V201



COMPLETE KITS FOR NON-FIRE RATED DOORS

ARTICULATED PUSH ARM KIT

For single swing door weighing up to 200kg



KIT INCLUDES:

- Brushless operator for a one-leaf swing door weighing up to 200kg or 300kg
- Articulated push arm
- 3 position rocker switch
- Swing door sensor 360mm
- Swing door sensor 692mm
- Finger guard for hinge door safety 2000mm

Code - 200kg	21FLUO200PUSHA
Code - 300kg	21FLUO300PUSHA

SLIDE PUSH ARM KIT

For single swing door weighing up to 200kg



KIT INCLUDES:

- Brushless operator for a one-leaf swing door weighing up to 200kg
- Sliding push arm
- 3 position rocker switch
- Swing door sensor 360mm
- Swing door sensor 692mm
- Finger guard for hinge door safety 2000mm

Code - 200kg	21FLUO200PUSHS
Code - 300kg	21FLUO300PUSHS

SLIDE PULL ARM KIT

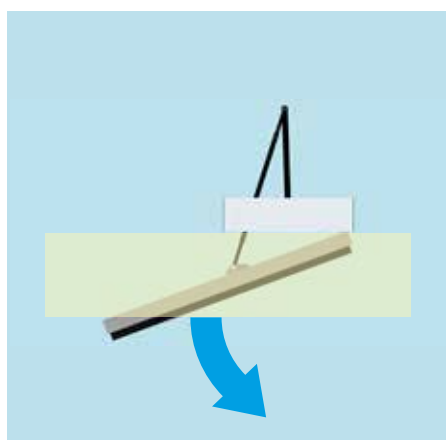
For single swing door weighing up to 200kg




KIT INCLUDES:

- Brushless operator for a one-leaf swing door weighing up to 200kg
- Sliding pull arm
- 3 position rocker switch
- Swing door sensor 360mm
- Swing door sensor 692mm
- Finger guard for hinge door safety 2000mm

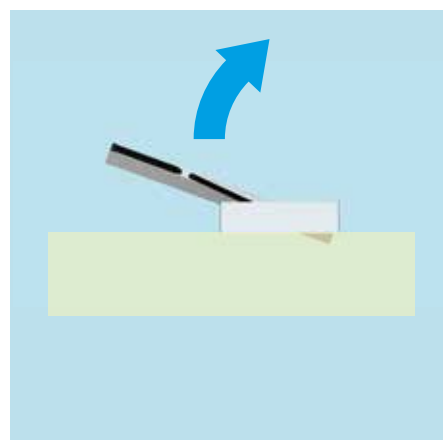
Code - 200kg	21FLUO200PULLS
Code - 300kg	21FLUO300PULLS



- To be used when the door must open on the opposite side from where the operator is installed.



- To be used when the door must open on the opposite side from where the operator is installed. Equipped with mechanical limit switch.



- To be used when the door must open from the same side where the operator is installed. Equipped with mechanical limit switch.

IF YOU REQUIRE OPERATORS TO POWER DOUBLE SWING DOORS PLEASE PURCHASE 2 KITS

AUTOMATIC SWING DOOR KITS



AUTOMATION KITS FOR SINGLE FIRE DOORS

Brushless technology solution for existing swing doors

Three solutions to meet different pedestrian flow situations, from private homes to airports or public offices.

The quiet operation of the brushless motor makes it an excellent solution for even the most delicate environments such as hospitals and museums.

Plant security thanks to encoder control: speed, force and obstacle detection.

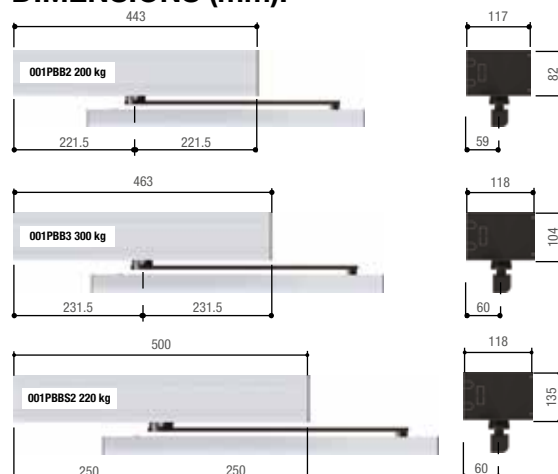
The buttons and the control card display allow you to adjust the operation for countless situations.

Safety tests to comply with EN16005.

Fire Door

Automatic doors with spring closure are required for fire doors.

DIMENSIONS (mm):



COMPLETE SPRUNG KITS FOR FIRE DOORS

ARTICULATED PUSH ARM KIT

For single swing door weighing up to **220kg** with a spring closure



Fire Door

KIT INCLUDES:

- Brushless operator with spring closure for a one-leaf swing door weighing up to 220kg
- Articulated push arm
- 3 position rocker switch
- Swing door sensor 360mm
- Swing door sensor 692mm
- Finger guard for hinge door safety 2000mm

Code **21FLUO220PUSHA**

SLIDE PUSH ARM KIT

For single swing door weighing up to **220kg** with a spring closure



Fire Door

KIT INCLUDES:

- Brushless operator with spring closure for a one-leaf swing door weighing up to 220kg
- Sliding push arm
- 3 position rocker switch
- Swing door sensor 360mm
- Swing door sensor 692mm
- Finger guard for hinge door safety 2000mm

Code **21FLUO220PUSHS**

SLIDE PULL ARM KIT

For single swing door weighing up to **220kg** with a spring closure



Fire Door

KIT INCLUDES:

- Brushless operator with spring closure for a one-leaf swing door weighing up to 220kg
- Sliding pull arm
- 3 position rocker switch
- Swing door sensor 360mm
- Swing door sensor 692mm
- Finger guard for hinge door safety 2000mm

Code **21FLUO220PULLS**

ACCESSORIES

BATTERY BACK-UP CARD

Includes batteries



Code - 1.5m **21818XC0038**

BASIC FLUO FUNCTION SWITCH



Code **21818XA0050**

FLUO FUNCTION SWITCH

With all options included



Code - 230V **21818XA0043**

SLIDING PULL ARM



Code - 1.5m **21818XA0040**

SLIDING PUSH ARM



Code **21818XA0059**

ARTICULATED PUSH ARM



Code - 230V **21818XA0041**

IF YOU REQUIRE OPERATORS TO POWER DOUBLE SWING DOORS PLEASE PURCHASE 2 KITS



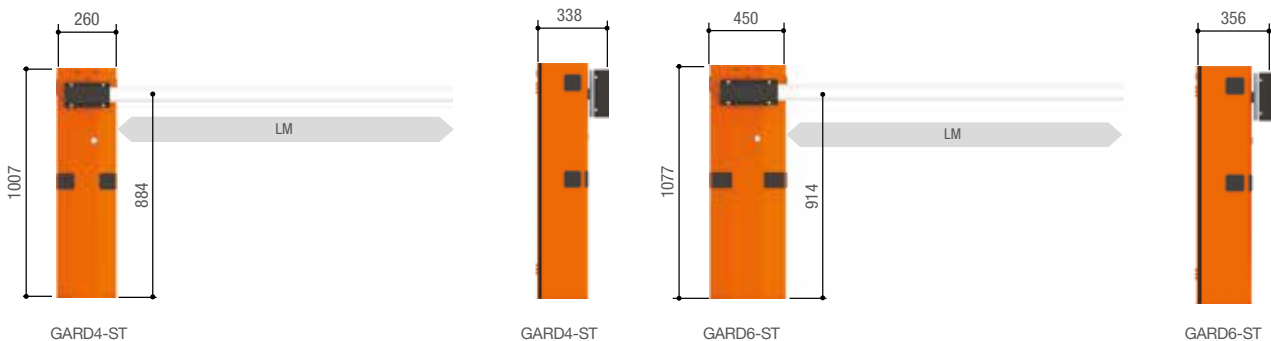
STANDARD AUTOMATIC BARRIERS

AUTOMATIC BARRIER KITS

- Ideal solution for medium and large passages for residential and industrial use
- Ideal for private or public parking
- The model for widths up to 2.5m is available at 230V AC, while models for widths up to 3.75m (G3750 and G3751) and up to 6.5m (G6500 and G6501) are 24V DC
- It can be installed either to the right or to the left and the mounting operations are simple and quick
- A truly complete range of accessories allows you to customise your installation to ensure safety and ease of use
- The special joint allows the barrier to be installed even when the height would not allow the opening of the boom, as in the underground parking garages
- RAL 2004 finish



DIMENSIONS (mm):




COMPLETE KITS

24

GARD4-ST
 Complete G4000 barrier standard kit, with tubular barrier arm, for road widths of up to **4m**

24

GARD6-ST
 Complete G6000 barrier standard kit, with tubular barrier arm, for road widths of up to **6m**



- KIT INCLUDES:**
- Barrier in galvanised and powder coated steel. Fitted to take accessories
 - Includes balancing springs & ZL38 Control Board
 - Tubular boom in white painted aluminium Ø 60 mm, boom length: 4.2m
 - Fitting for G0402 bar
 - Package of 20 red, reflective, adhesive strips
 - Pair of 12 – 24V AC – DC recessed-mounted photocells with casing
 - Black anodized aluminium post H = 500 mm.



- KIT INCLUDES:**
- Barrier in galvanised and powder coated steel. Fitted to take accessories
 - Includes balancing springs & ZL38 Control Board
 - Tubular boom in white painted aluminium. Ø 100 mm, boom length: 6m
 - *Boom pre-cut to 6m for ease of delivery*
 - Fitting for G0602 bar
 - Fixed rest
 - Package of 20 red, reflective, adhesive strips
 - Pair of 12 – 24V AC – DC recessed-mounted photocells with casing

Code	21GARD4ST
------	-----------

Code	21GARD6ST
------	-----------

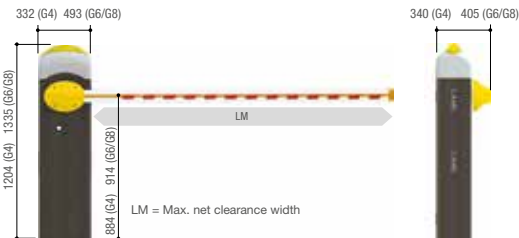
DELUXE AUTOMATIC BARRIERS

DELUXE BARRIER KITS WITH ENCODER



- Ideal for intensive duty entry and exit points
- The LED dome flashing light is durable and provides safety, while the photocells can be integrated into the cabinet
- The protective case protects the boom movement against possible shearing
- The 24V DC power supply is the best choice for heavy duty service conditions
- It can work in either paired or alternate mode, with the RSE card (for G4040E - G4040IE - 4040EZX barriers)
- Set up for connecting to the cloud via CAME Connect as well as for using CAME KEY

DIMENSIONS (mm):



COMPLETE KITS

G4-DX
Deluxe Gard4 barrier kit for road widths of up to **3.75m** with encoder



KIT INCLUDES:

- Barrier with encoder, made of painted, galvanised steel and set up to take accessories
Includes ZL39EX Control Board
- Semi-oval boom made of white, painted aluminium, with groove strip and shock-resistant fender. Boom length: 4m
- Inner reinforcement for semi-oval boom; indispensable for gross clearances exceeding 2.5m
- LED luminous cord
- Cable for connecting the luminous cord
- Integrated, dome flashing light
- Balancing spring Ø 55mm. (RED)
- Fixed rest
- Package of 20 red, reflective, adhesive strips
- Pair of 12 - 24V AC - DC outdoor photocells – range 10m
- Support for fitting DIR-series photocells

Code	21G4DX
------	--------

G6-DX
Deluxe Gard6 barrier kit for road widths of up to **5.6m** with encoder



KIT INCLUDES:

- Barrier with encoder, made of painted, galvanised steel and set up to take accessories
Includes ZL39EX Control Board
- White painted tube-section aluminium boom, with groove covering profile. Ø 100mm, boom length: 6m
- Inner reinforcement section, mandatory for passage clearances of over 4m
- LED luminous cord
- Cable for connecting the luminous cord
- Integrated, dome flashing light
- Balancing spring Ø 50mm. (GREEN)
- Fixed rest
- Package of 20 red, reflective, adhesive strips
- Pair of 12 - 24V AC - DC outdoor photocells – range 10m
- Support for fitting DIR-series photocells

Code	21G6DX
------	--------

G8-DX
Deluxe Gard8 barrier kit for road widths of up to **7.6m** with encoder



KIT INCLUDES:

- Barrier with encoder, made of painted, galvanised steel and set up to take accessories
Includes ZL39EX Control Board
- White painted tube-section aluminium boom, with groove covering profile. Ø 100mm, boom length: 4m
- Boom joint, with inner reinforcement
- LED luminous cord
- Cable for connecting the luminous cord
- Integrated, dome flashing light
- Balancing spring Ø 55mm. (RED)
- Fixed rest
- Package of 20 red, reflective, adhesive strips
- Pair of 12 - 24V AC - DC outdoor photocells – range 10m
- Support for fitting DIR-series photocells

Code	21G8DX
------	--------



PREMIUM BRUSHLESS BARRIERS

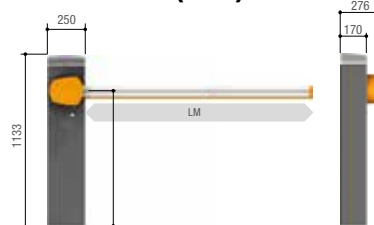
PREMIUM BRUSHLESS AUTOMATIC BARRIER KITS



MCBF > 2 MILLION CYCLES

- The ideal solution for passage ways with heavy transit flows
- 36V DC
- Painted aluminium cabinet with red/green signaling luminous crown on the top
- Highly performing brushless motor and extremely silent
- Control board with display designed to connect to the Cloud via CAME Connect
- Accessory for detachable boom to use in high traffic-volume conditions
- It can work in either paired mode or alternating mode via the RSE card
- Compatible with CAME KEY
- MCBF > 2 million cycles (*mean cycles between failures*)

DIMENSIONS (mm):



LM = Max. net clearance width

COMPLETE KITS



GARDPT3

Deluxe Gard PT Brushless barrier kit for road widths of up to **3m**



KIT INCLUDES:

- GPT40AGS - Automatic barrier with reversible geared motor and brushless motor; painted aluminium cabinet
Includes ZLB30A Control Board
- MCBF > 2 million cycles
- White painted aluminium boom, 90 x 35mm, with groove cover strip and shock-proof rubber profile. Length: 3m
- Inner reinforcement for semi-oval boom; mandatory for gross clearances exceeding 2.5m
- Balancing springs assembly
- Fixed rest
- Electric lock
- Red/green LED strip for booms up to 3m long
- LED Luminous crown
- Package of 20 red, reflective, adhesive strips
- Pair of 12 - 24V AC - DC outdoor photocells - range 10m

Code

21GARDPT3



GARDPT4

Deluxe Gard PT Brushless barrier kit for road widths of up to **3.8m**



KIT INCLUDES:

- GPT40AGS - Automatic barrier with reversible geared motor and brushless motor; painted aluminium cabinet
Includes ZLB30A Control Board
- MCBF > 2 million cycles
- White painted aluminium boom, 90 x 35mm, with groove cover strip and shock-proof rubber profile. Length: 4m
- Inner reinforcement for semi-oval boom; mandatory for gross clearances exceeding 2.5m
- Balancing springs assembly
- Fixed rest
- Electric lock
- Red/green LED strips for booms up to 4m long
- LED Luminous crown
- Package of 20 red, reflective, adhesive strips
- Pair of 12 - 24V AC - DC outdoor photocells - range 10m

Code

21GARDPT4

PREMIUM BRUSHLESS BARRIERS

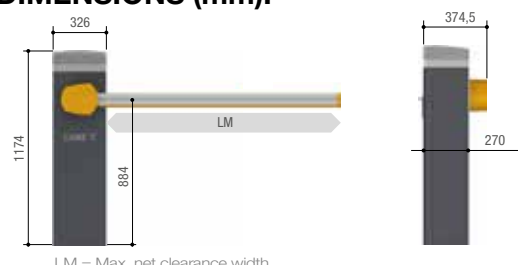


PREMIUM BRUSHLESS AUTOMATIC BARRIER KITS



- Specific solution for very intensive duty cycles
- 36V DC
- Painted steel cabinet with red/green signaling crown on the top
- Highly performing brushless motor and extremely silent
- Control board with graphical display, set up to connect to cloud via CAME Connect
- Accessory for detachable boom to use in high traffic-volume conditions
- It can work in either paired mode or alternating mode via the RSE card
- Compatible with CAME KEY
- MCBF > 5 million cycles (*mean cycles between failures*)

DIMENSIONS (mm):



COMPLETE KITS

GARDPX3
Deluxe Gard PX Brushless barrier kit
for road widths of up to **3m**



KIT INCLUDES:

- GPX40MGS - Automatic barrier with irreversible geared motor and brushless motor; painted steel cabinet
Includes ZLB30B Control Board
- MCBF > 5 million cycles
- White painted aluminium boom, 90 x 35mm, with groove cover strip and shock-proof rubber profile. Length: 3m
- Inner reinforcement for semi-oval boom; mandatory for gross clearances exceeding 2.5m
- Balancing spring Ø 50mm. (GREEN)
- Fixed rest
- Electric lock
- Red/green LED strip for booms up to 3m long
- LED Luminous crown
- Package of 20 red, reflective, adhesive strips
- Pair of 12 - 24V AC - DC outdoor photocells – range 10m

Code	21GARDPX3
------	-----------

GARDPX4
Deluxe Gard PX Brushless barrier kit
for road widths of up to **3.8m**



KIT INCLUDES:

- GPX40MGS - Automatic barrier with irreversible geared motor and brushless motor; painted steel cabinet
Includes ZLB30B Control Board
- MCBF > 5 million cycles
- Semi-oval boom made of white, painted aluminium, with groove strip and shock-resistant fender. Boom length: 4m
- Inner reinforcement for semi-oval boom; mandatory for gross clearances exceeding 2.5m
- Balancing spring Ø 50mm. (GREEN)
- Fixed rest
- Electric lock
- Red/green LED strips for booms up to 4m long
- LED Luminous crown
- Package of 20 red, reflective, adhesive strips
- Pair of 12 - 24V AC - DC outdoor photocells – range 10m

Code	21GARDPX4
------	-----------



DO YOUR CUSTOMERS WANT TO OPERATE THEIR GATES FROM THEIR SMARTPHONE?



WIFI GATEWAY CONNECTION



QBE

100m max.



Radio Slave



CAME CONNECT

CLOUD CONNECTED AUTOMATION



CAMECONNECT

CLOUD CONNECTED TECHNOLOGY

CAME Connect is a robust cloud-based management tool that allows unlimited users to remotely operate up to 3 devices at the simple touch of a button, via smartphone using CAME's Automation App.

Available on iOS and Android, the Automation App is free to download from the Apple App Store and Google Play Store. The app has an intuitive and customisable interface to let you manage the system at a click.


- Visualise and monitor the full list of devices connected for each customer with status indicators
- Configure and control all devices
- Manage scenarios and schedule operations
- Check the event log history and status
- Manage scheduled maintenance of each device
- Provide your customer with an operating app that allows them to remotely manage their sliding gate operator
- Save time and money by remotely monitoring the system and making system changes via the powerful website platform



CAME CONNECT GATEWAY MODULES

CHOOSE BETWEEN WIFI / ETHERNET

OR GSM



QBE GATEWAY

- ✓ Super-fast set-up.
- ✓ No need for mobile signal - connects directly to your client's router via either LAN cable or WiFi
- ✓ DHCP or static IP address - no IP changes, no DDNS, no port forwarding required for standard installation
- ✓ Can communicate with up to five radio slave modules over the radio frequency connection, up to 100m away
- ✓ Two models available: **Ethernet/WiFi Automation only** version or **Ethernet/WiFi Full Smart Home** version

Code	21806SA0130
------	-------------

RADIO SLAVE MODULE

- ✓ Can only be used in conjunction with either the QBE or RGSM master gateways
- ✓ Fitted to the control panel of the operator
- ✓ Control up to to three CAME operators
- ✓ Communicates wirelessly up to 100m with the QBE or RGSM
- ✓ Easy third-party activation & functional switching
- ✓ Incredibly small size

Code	21806SA0040
------	-------------

RGSM GATEWAY

- ✓ Flexible solution that works well in isolated or public areas.
- ✓ Uses a GSM SIM card & GPRS (2G) to connect to the internet - very low data usage
- ✓ Control up to to three CAME operators
- ✓ Two models available: **STAND-ALONE** version or **MASTER** version for communicating with up to five additional radio slave modules

Code - Standalone	21806SA0020
Code - Master	21806SA0010

CAME KEY

POINT-TO-POINT WIFI SETUP GATEWAY



WHY NOT ADD A CAME KEY TO YOUR ORDER AND SIMPLIFY YOUR INSTALLATION SETUP?



CAME KEY

POINT-TO-POINT WIFI SETUP GATEWAY



Speed up and back up!

You are no longer required to spend time on your knees, in the pouring rain, configuring the control board of your automation system.

CAME KEY is a local point-to-point WiFi interface that can communicate directly with your smartphone or tablet, allowing you to manage the configuration of your device with no need for an internet connection.



Wherever you see the key symbol, the device will work with CAME Key.

Code	21806SA0110
------	-------------



SETUP App
available on:



To use, simply plug CAME KEY into the devices control board and download the free CAME SETUP App.

Once connected to your smartphone or tablet, CAME KEY allows:

- Fast configuration of your device
- Firmware updates to your device
- Management of the transmitters, keypad codes and proximity cards
- Local and cloud back-up of the device configuration, and much more!





manufacturer accredited training

CAME FOUNDATION LEVEL COURSE INTRODUCTION TO GATE AUTOMATION

Intended for individuals who are new to and not familiar with the gate automation industry.

Our experienced course leader will give an informative theoretical presentation using projector slides and demonstrations in a

classroom environment. This is followed by an in depth opportunity to wire and commission CAME motors & accessories on full sized gates and demonstration models in one of our dedicated training facilities.

East Midlands

11 Feb 2020
05 May 2020
08 Sep 2020
10 Nov 2020

Hemel Hempstead

03 Mar 2020
02 Jun 2020
08 Sep 2020
17 Nov 2020

CAME ADVANCED LEVEL COURSE PROFESSIONAL INSTALLER TRAINING

Intended for individuals who are familiar with the gate automation industry and have installed gate automation before or have already attended the Foundation Level course in gate automation.

Our experienced course leader will give an informative theoretical presentation using

projector slides and demonstrations in a classroom environment. This is followed by an in-depth opportunity to wire and commission CAME motors & accessories on full sized gates, demo systems, sliding gate and barrier models in one of our dedicated training facilities.

East Midlands

12 - 13 Feb 2020
06 - 07 May 2020
09 - 10 Sep 2020
11 - 12 Nov 2020

Hemel Hempstead

04 - 05 Mar 2020
03 - 04 Jun 2020
09 - 10 Sep 2020
18 - 19 Nov 2020

CAME CONNECT CERTIFIED INSTALLER TWO DAY CLOUD BASED SYSTEM COURSE

Attendees will gain valuable foundation knowledge of the specification, installation and programming of the CAME CONNECT system.

Our experienced course leader will give an informative presentation using projector slides and demonstrations in a seminar style

environment. This is followed by an in depth opportunity to setup the CAME CONNECT system using our dedicated CAME Connect Training hubs designed specifically to help master the system. Much of the system setup is carried out on a PC so degree of computer literacy is beneficial.

Dublin

15 - 16 Apr 2020
29 - 30 Sep 2020

East Midlands

05 - 06 Feb 2020
13 - 14 May 2020
23 - 24 Sep 2020

Hemel Hempstead

19 - 20 Feb 2020
20 - 21 May 2020
14 - 15 Oct 2020

CAME SAFE CAME'S FLAGSHIP EN SAFETY COURSE

The CAMESAFE Course is intended for individuals who need a greater understanding of the European regulations relating to gate & automation installations.

Our experienced course leader will give an informative theoretical presentation using

projector slides and demonstrations in a classroom style environment. Attendees will have an opportunity to undertake force testing and understand additional safety measures that can be applied to automation systems. Attendees will be assessed at regular intervals throughout the two days.

Dublin

01 - 02 Apr 2020
05 - 06 Oct 2020

East Midlands

16 - 17 Mar 2020
15 - 16 Jun 2020
21 - 22 Sep 2020
07 - 08 Dec 2020

Hemel Hempstead

11 - 12 May 2020
14 - 15 Sep 2020
09 - 10 Dec 2020

**HAVE YOU EVER
THOUGHT ABOUT
INSTALLING
AUTOMATIC RISING
BOLLARDS?**



**CONTACT A MEMBER OF THE F.H. BRUNDLE TEAM FOR
MORE INFORMATION ON OUR FULL RANGE OF FIXED,
SEMI-AUTOMATIC AND FULLY AUTOMATIC RISING BOLLARDS**