



EDGING SECTIONS



Ref.
No.

Size
mm

Thick
mm

Gap
mm

Standard
length mm

Weight
kg/m

Mild Steel Edging Sections

Suitable for framing flattened Expanded metal up to and including 1.58mm.

UF1		6.35 OD split tube	1.20	1.78	2490	0.13
-----	--	--------------------------	------	------	------	------

UF2		6.35	0.55	1.78	1905	0.07
-----	--	------	------	------	------	------

* UF3		12.70	0.90	1.78	2540	0.18
-------	--	-------	------	------	------	------

* UF4		19.05	1.20	1.78	3810	0.38
-------	--	-------	------	------	------	------

UF5		31.75	1.20	1.78	3810	0.62
-----	--	-------	------	------	------	------

Suitable for framing flattened Expanded metal up to and including 3.18mm.

* UF6		12.70	0.90	3.30	2540	0.20
-------	--	-------	------	------	------	------

* UF7		19.05	1.20	3.30	3810	0.38
-------	--	-------	------	------	------	------

* UF8		31.75	1.20	3.30	3810	0.62
-------	--	-------	------	------	------	------

Suitable for framing raised type expanded steel with strand widths of 2.39mm or under.

* UF9		19.05	1.20	5.08	3810	0.38
-------	--	-------	------	------	------	------

* UF10		31.75	1.20	5.08	3810	0.62
--------	--	-------	------	------	------	------

Suitable for framing raised type expanded steel with strand widths of 4.75mm or under.

UF11		19.05	1.50	10.16	3810	0.45
------	--	-------	------	-------	------	------

UF12		25.40	1.50	10.16	3810	0.63
------	--	-------	------	-------	------	------

UF13		25.40	2.95	10.16	3810	1.20
------	--	-------	------	-------	------	------

UF14		38.10	1.50	10.16	3810	0.91
------	--	-------	------	-------	------	------

UF15		38.10	2.95	10.16	3810	1.79
------	--	-------	------	-------	------	------

Suitable for framing raised type expanded steel with strand widths of 6.09mm or under. Can be used for framing expanded steel walkway grating ref. 2496. For full details see leaflet IP5.

UF16		14.29	1.50	12.70	3810	0.46
------	--	-------	------	-------	------	------

Suitable for framing 10g and 12g diameter welded mesh and expanded metal with strand widths up to 3.2mm.

UF18		19.05	1.20	6.50	3810	0.42
------	--	-------	------	------	------	------

UF19		31.75	1.20	6.50	3810	0.66
------	--	-------	------	------	------	------

* Also available in Stainless Steel
See bottom of page for details

Mild Steel 'L' Edging Sections

LF1
13mm

Weight kg/m 0.88

30mm

3mm

Ref. LF1 section for framing 'angled strand' type expanded steel having strand widths of 4.75mm or under. Standard length 2500mm.

LF2
7mm

Weight kg/m 0.34

25mm

1.5mm

Ref. LF2L section for framing 'angled strand' type expanded steel having strand widths of 2.40mm or under and also flattened expanded steel. Standard length 2500mm.

Steel L sections have been specially produced for framing expanded steel mesh and they offer several advantages.

With two sections only many expanded steel meshes can be framed easily and with cost saving.

There is less metal in the L sections than in U sections so they are more economical and are lighter.

With the L sections the fabrication of framed panels is easier and therefore less costly. The complete frame is welded together with mitred corners and the mesh placed in position and welded at intervals; all welding is inside the panel.

The need for sliding the mesh into a gap and clenching is eliminated.

The absence of a narrow gap enables protective finishes such as galvanising, paint or plastic coating to achieve total coverage.

The L sections can be used with advantage wherever the framed panel is to be bolted to a structure with the rear face of the framing concealed.

STAINLESS STEEL EDGING SECTIONS

Ref No.

UFS 3
UFS 4
UFS 6
UFS 7
UFS 8
UFS 9
UFS 10

Dimensions as opposite

WE CAN SUPPLY, TO ORDER, SOME SIZES IN GALVANISED STEEL OR ALUMINIUM

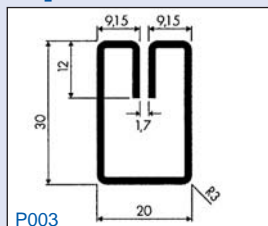


PROFILE EDGING SECTIONS



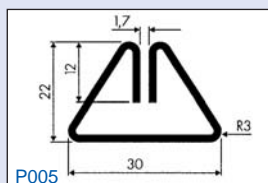
MILD STEEL RECTANGULAR

for perforated & sheet metal



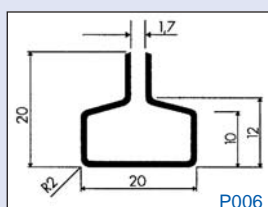
Ref. No.	Size mm	Thickness mm	Gap mm	Standard Length mm	Weight kg/m
1500P001	12 x 18	1.25	1.3	3000	0.545
1500P002	12 x 18	1.25	1.8	3000	0.57
1500P003	20 x 30	1.50	1.7	3000	1.27
1500P004	20 x 30	1.50	2.7	3000	1.27

TRIANGULAR



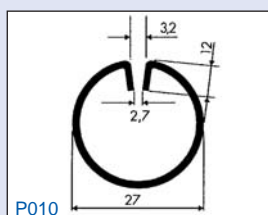
1500P005	30 x 22	1.50	1.7	3000	1.15
----------	---------	------	-----	------	------

TRAPEZIUM



1500P006	20 x 20	1.25	1.7	3000	0.67
----------	---------	------	-----	------	------

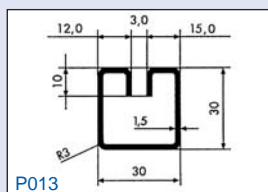
ROUND



1500P007	10 dia	1.00	1.3	3000	0.243
1500P008	18 dia	1.25	1.7	3000	0.57
1500P009	27 dia	1.50	1.7	3000	1.15
1500P010	27 dia	1.50	2.7	3000	1.15

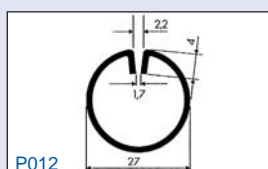
SQUARE

for welded & woven mesh



1500P013	30 x 30	1.50	3.0	3000	1.48
1500P014	30 x 30	1.50	4.0	3000	1.47
1500P015	30 x 30	1.50	5.0	3000	1.46

STAINLESS STEEL ROUND



1504P011	18 dia	1.25	1.7	3000	0.57
1504P012	27 dia	1.50	1.7	3000	1.15

F.H.BRUNDLÉ

WHOLESALE DISTRIBUTORS SINCE 1889

SOUTH & WEST

502 Millbrook Road
Third Avenue
Millbrook
SOUTHAMPTON
Hants SO15 0JX

Tel: 023 8070 3333
Fax: 023 8070 5555

LONDON & SOUTH EAST

Lamson Road
Ferry Lane North
RAINHAM
Essex RM13 9YY

Tel: 01708 25 35 45
Fax: 01708 25 35 50

EAST MIDLANDS

Condor Road
Quarry Hill Ind. Est
ILKESTON
DE7 4RE

Tel: 0115 930 2070
Fax: 0115 951 2455

WEST MIDLANDS

Unit 6, Dorset Road
Saltley Bus. Park
Saltley
BIRMINGHAM
B8 1BG

Tel: 0121 327 8999
Fax: 0121 327 8555

NORTH WEST

Haydock Lane
Haydock Ind. Est
ST. HELENS
Merseyside
WA11 9XE

Tel: 01942 86 88 88
Fax: 01942 86 88 99

SCOTLAND & THE BORDERS

St. Clair Street
Edinburgh
SCOTLAND
EH6 8LB

Tel: 0131 656 7400
Fax: 0131 656 7499

www.fhbrundle.com Email: sales@brundle.com

PLEASE NOTE THESE PROFILES CAN ALSO BE SUPPLIED IN GALVANISED STEEL, STAINLESS STEEL AND ALUMINIUM